



Sanskriti KMV School
Session 2026-27

Summer Break
Holidays Assignment

Grade

PP2 (UKG)



Happy Holidays!

*Summer arrives with golden sight,
School bags on rest, we feel light.
No ringing bells, no hurried pace,
Just carefree smiles on every face.
A season to rest, explore and play,
And make sweet memories every day.
So let this summer gently say,
Enjoy each golden glowing day.
Far in this moment, bright and free,
Lives the magic of what life can be*

Dear Parents

Greetings !

As the bright and cheerful days of summer arrive, we wish our little stars a joyful and refreshing holiday break. This is a wonderful time for children to relax, explore and create happy memories with their loved ones. We encourage you to spend quality time with your child, engage them in simple activities like storytelling, drawing, singing and playful learning. Let them enjoy the beauty of nature, develop good habits and let them express their creativity freely. It can make a big difference in their growth and happiness. Kindly ensure that children maintain a balanced routine with proper sleep and healthy eating habits.

We have designed a bunch of productive, fun filled activities in the holidays homework with an integrated approach to learning. It is essential to channelize their energy with positive approach and in the right direction.

Before proceeding, a few points need to be taken into consideration : -

- ✚ Students should complete their holidays homework and submit it positively post vacation. It should be handed over to the grade in charge in a single clear folder labelled properly with student's name, class and section.
- ✚ Do maximum reading practice.
- ✚ Revise all the conversation questions and answers, sentences and rhymes done in the class.
- ✚ There will be an English Poem Recitation Competition in the month of July so prepare one rhyme along with a self-introduction.

Let this summer be filled with laughter, love and learning in the most joyful way. We look forward to welcoming our little learners back with bright smiles and wonderful stories to share.

HAVE FUN !!



ENGLISH





















Missing Letters!

Directions: Fill in the blanks missing lowercase letter.

LET'S HAVE FUN WITH LETTER A WORDS

Read the word and Click the correct picture.

cap	 <input type="checkbox"/>	 <input type="checkbox"/>	 <input type="checkbox"/> Click Here
dad	 <input type="checkbox"/>	 <input type="checkbox"/>	 <input type="checkbox"/>
fan	 <input type="checkbox"/>	 <input type="checkbox"/>	 <input type="checkbox"/>
mat	 <input type="checkbox"/>	 <input type="checkbox"/>	 <input type="checkbox"/>
van	 <input type="checkbox"/>	 <input type="checkbox"/>	 <input type="checkbox"/>
jam	 <input type="checkbox"/>	 <input type="checkbox"/>	 <input type="checkbox"/>



CVC Words

Word to Picture Matching

bag

•


•



bat

•

•



cab

•


•



can

•

•



cap

•

•



cat

•

•



dad

•

•



dam

•

•





Enjoy the story "Off to School" and fill all the below columns accurately

Arrange the sentences in sequence from the story

- ❖ We go up a hill .
- ❖ Rani is my friend.
- ❖ I have a red bicycle.

1. _____

2. _____

3. _____

Find any five four letter words from the story

1. _____

2. _____

3. _____

4. _____

5. _____

Draw your favourite Character

Find any five two letter words from the story.

1. _____

2. _____

3. _____

4. _____

5. _____

Q.1 Who has a blue bicycle ?

A.1 _____

Q.2 Write the name of your Favourite character.

A.2 _____

Q.3 Write any two three letter words from the story.

A.3 _____



Short **e** Vowel



l_g



b_d



w_b



m_n



h_n



g_m



p_n



p_t

10

t_n



v_t



w_t



r_d



MATHS

Numbers (101-200)

101			104			107			110
	112			115			118		
		123			126			129	
131				135					140
		143				147			
	152				156			159	
161				165			168		170
		173				177			
181			184					189	
	192			195			198		200

After numbers 1 to 50

49	
----	--

30	
----	--

40	
----	--

24	
----	--

29	
----	--

4	
---	--

37	
----	--

45	
----	--

3	
---	--

17	
----	--

9	
---	--

26	
----	--

35	
----	--

39	
----	--

36	
----	--

5	
---	--

13	
----	--

6	
---	--

7	
---	--

22	
----	--

44	
----	--

10	
----	--

20	
----	--

12	
----	--

25	
----	--

41	
----	--

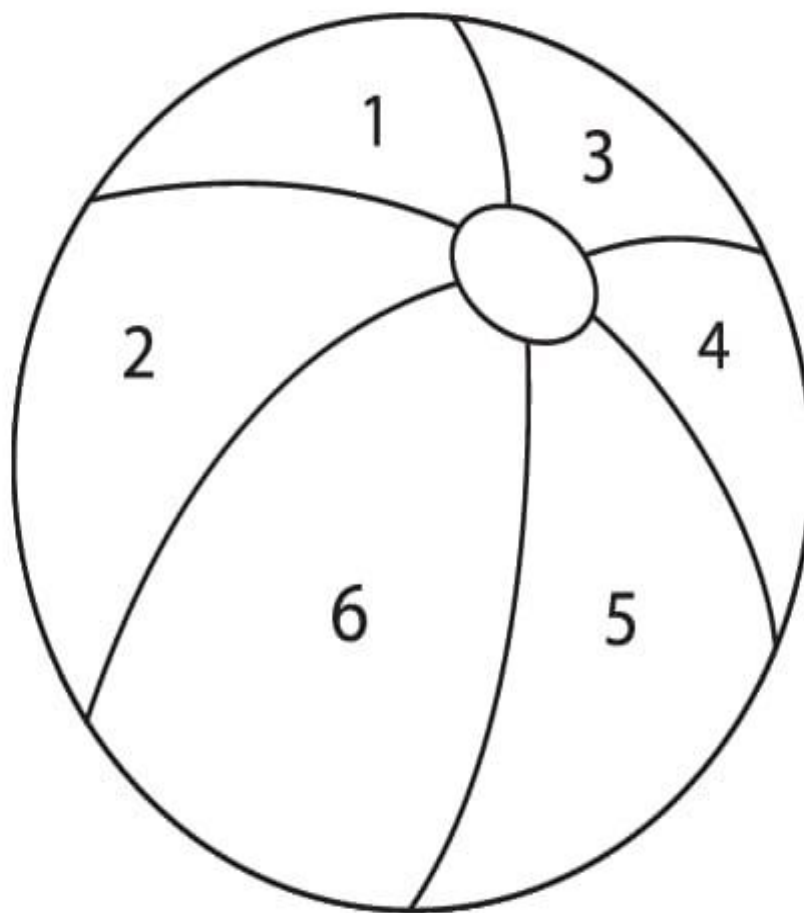
21	
----	--

What number comes between

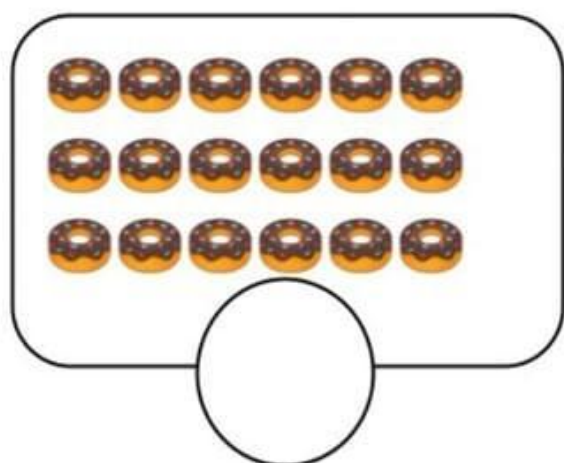
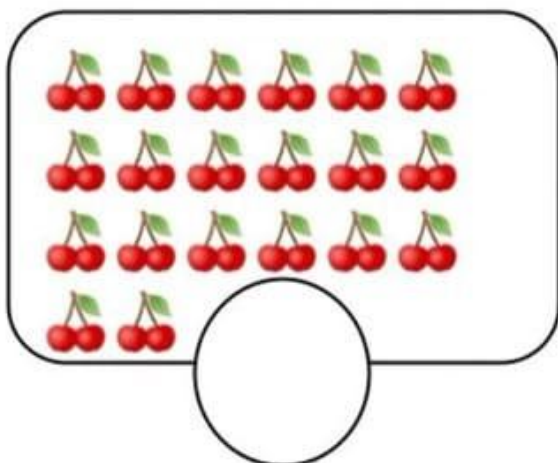
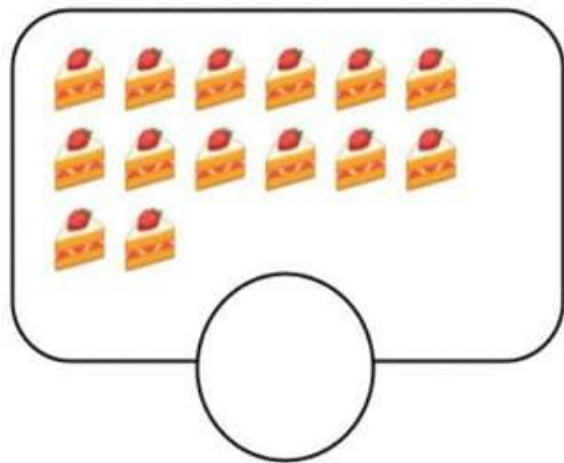
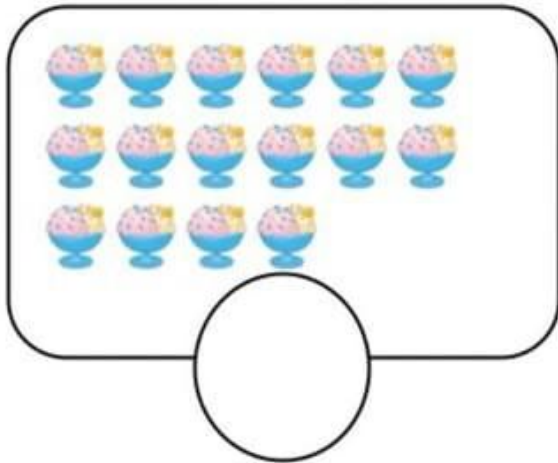
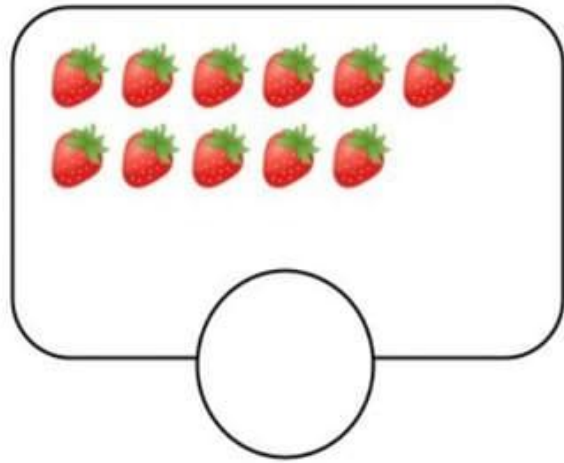
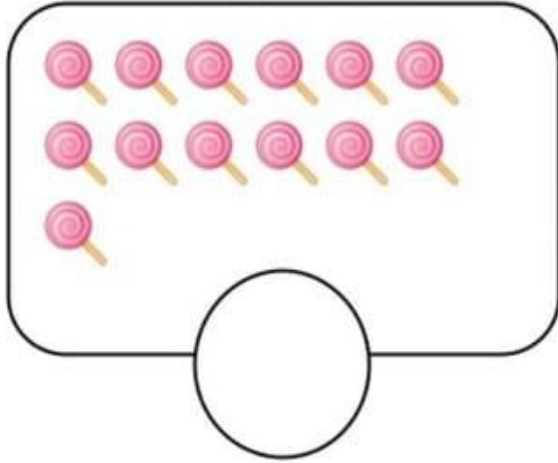


Color the Toy Ball

Color the picture according to the number key at the bottom.



How many? Count and write the number.



HINDI

बिना मात्रा के शब्द

२ अक्षर वाले रिक्त स्थान भरें



न__



फ__



ज__



घ__



ब__



ए__



ख__



र__



ह__



व__



ब__



ध__

चित्र पहचान कर सही शब्द से मिलाओ



फल



दस



नल



बस



घर

10

टब

दो अक्षर वाले शब्दों का अभ्यास करें

ज + ल =

क + ल =

म + ल =

म + न =

त + न =

ज + न =

ध + न =

र + न =





फ + ल =

न + ल =

वर्णों का मेल

नीचे दिए गए अंकों से नया शब्द बनाये।

1	2	3	4	5	6	7	8
ठ	ज	द	ग	र	ण	ह	प



चित्र देखकर सही शब्द चुनो।



जग

आम

आग

घर

वन

फल

नल

बस

चख

डर


धन

चढ़

EVS

Body Parts Human











Look at the picture and write the correct word in the blank.



- Head
- Eye
- Ear
- Eyebrow
- Nose
- Lip
- Arm
- Hand
- Leg
- Mouth
- Tongue
- Foot

Parts of the body

Look at the pictures and circle the correct words

	<input type="text" value="Head"/> <input type="text" value="Hair"/>		<input type="text" value="Eyelashes"/> <input type="text" value="Ears"/>
	<input type="text" value="Hand"/> <input type="text" value="Hair"/>		<input type="text" value="Arm"/> <input type="text" value="Back"/>
	<input type="text" value="Eyes"/> <input type="text" value="Ears"/>		<input type="text" value="Foot"/> <input type="text" value="Hand"/>
	<input type="text" value="Nose"/> <input type="text" value="Mouth"/>		<input type="text" value="Shoulder"/> <input type="text" value="Leg"/>
	<input type="text" value="Neck"/> <input type="text" value="Nose"/>		<input type="text" value="Hand"/> <input type="text" value="Foot"/>

FIVE SENSES

Match the senses with the relevant pictures!



SNELL



SIGHT



TASTE






TOUCH



HEARING



CONNECT PICTURES OF THE SAME VEGETABLES TOGETHER.



Living and Nonliving Things

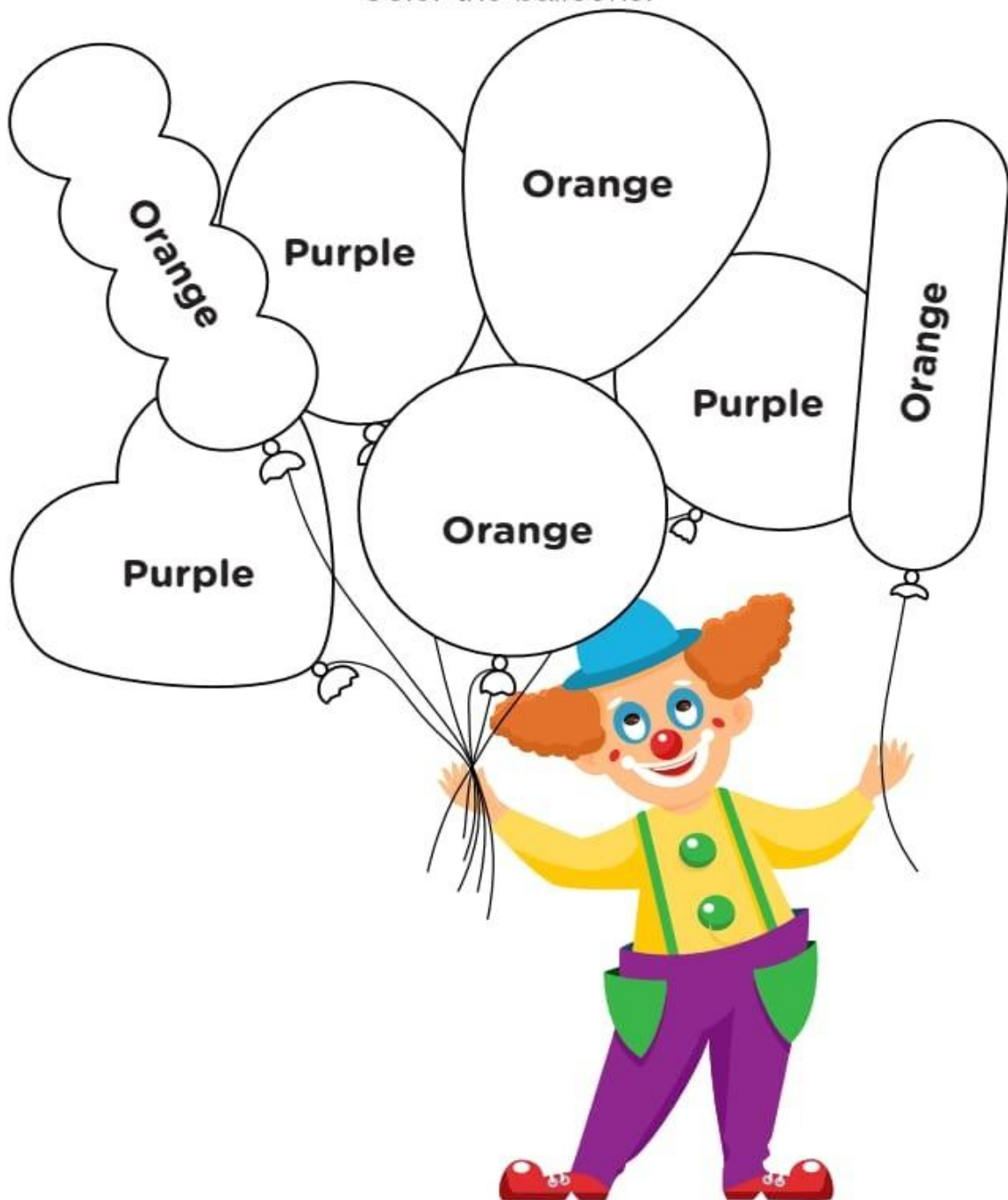
DIRECTIONS: Circle the things that are living.




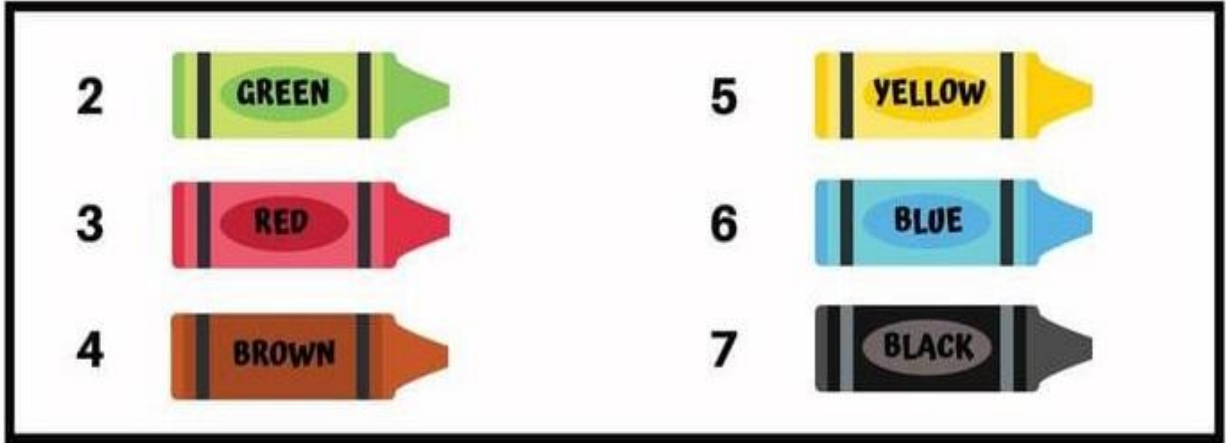
FUN ACTIVITY

Purple and Orange Coloring Fun

Color the balloons.



COLOUR BY NUMBER



Written work for holidays assignment

Do English and Maths work in pencil time notebook and Hindi work in classwork notebook. Handwriting and formation must be accurate.

- ENGLISH -

- Write words of sound 'a' (2 times)
- Write words of sound 'e' (2 times)
- Write a to z (2 times)

Smart kids writing skills (Phono Drill) – Do page no 15 to 27

Do reading practice of the story ' Tarun and the bird.'

- MATHS -

- ❖ Counting 101 - 200 (1 time)
- ❖ What comes after ? 1 - 100 (2 times)
- ❖ Count and write 1 - 30 (2 times)

Little Thinker Mathematics: Do page no - 35 to 44

- HINDI -

- कोई दस दो वर्णों वाले शब्द लिखो । (2-times)
- रिक्त स्थान भरों। (2-times)
- व्यंजन क-ज़ । (2-times)

शब्द रचना

- Complete the book from page no -15 to 25
- Do reading practice of page no -12 to 14

Smart kids writing skills (शब्द लेखन) – Do page no 22 to 33

Memories Book - Do Page no. 5, 7, 8, 9 ,11, 13 , 23 , 29

***Wonders of Art Book *** - Do pages 11 to 17

Let's make memories !

- During the Summer Holidays, please help your child to take pictures of the places they visit and make a collage of those photos on A4 sheet.

*Happy
Holidays !!*