



# Sanskriti KMV School

## Session 2026-27

# *Summer Break*

# *Holidays Assignment*

Grade

**PP1 (LKG)**



# Happy Holidays!

*Summer arrives with golden sight,  
School bags on rest, we feel light.  
No ringing bells, no hurried pace,  
Just carefree smiles on every face.  
A season to rest, explore and play,  
And make sweet memories every day.  
So let this summer gently say,  
Enjoy each golden glowing day.  
Far in this moment, bright and free,  
Lives the magic of what life can be*

Dear Parents

Greetings !

As the bright and cheerful days of summer arrive, we wish our little stars a joyful and refreshing holiday break. This is a wonderful time for children to relax, explore and create happy memories with their loved ones. We encourage you to spend quality time with your child, engage them in simple activities like storytelling, drawing, singing and playful learning. Let them enjoy the beauty of nature, develop good habits and let them express their creativity freely. It can make a big difference in their growth and happiness. Kindly ensure that children maintain a balanced routine with proper sleep and healthy eating habits.

We have designed a bunch of productive, fun filled activities in the holidays homework with an integrated approach to learning. It is essential to channelize their energy with positive approach and in the right direction.

**Before proceeding, a few points need to be taken into consideration : -**

- ✚ Students should complete their holidays homework and submit it positively post vacation. It should be handed over to the grade in charge in a single clear folder labelled properly with student's name, class and section.
- ✚ Do maximum reading practice.
- ✚ Revise all the conversation questions and answers, sentences and rhymes done in the class.
- ✚ There will be an English Poem Recitation Competition in the month of July so prepare one rhyme along with a self-introduction.

Let this summer be filled with laughter, love and learning in the most joyful way. We look forward to welcoming our little learners back with bright smiles and wonderful stories to share.

# HAVE FUN !!



# ENGLISH

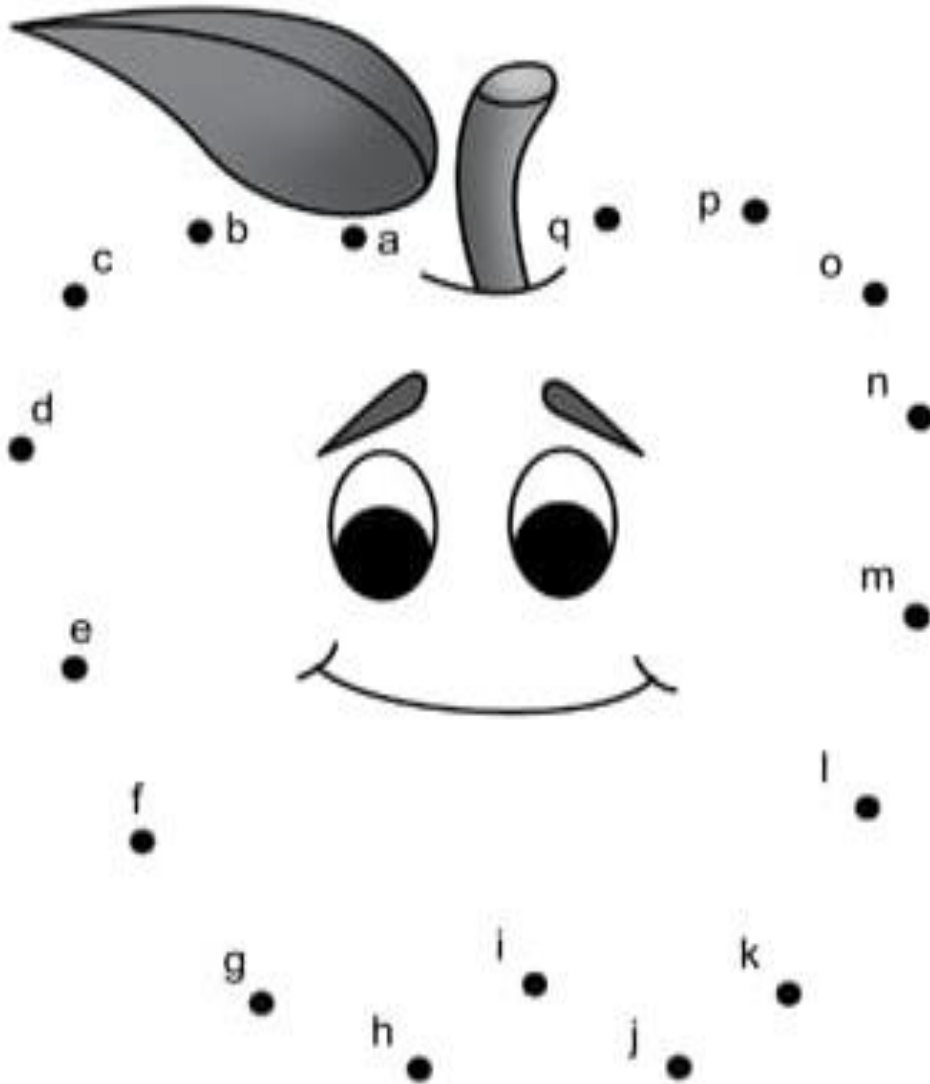
● Write The First Letters For Each Picture.



**Help Mini and Guddu connect the dots alphabetically to form a picture. You can colour the picture.**



Color



Circle the correct picture.

A




B




C




D



E



F



• Write before letters.

\_\_\_ C

\_\_\_ F

\_\_\_ J

\_\_\_ K

\_\_\_ L

\_\_\_ G

\_\_\_ S

\_\_\_ B

\_\_\_ Y

\_\_\_ O

\_\_\_ R

\_\_\_ W

• Write the after letters.

F

—

R

—

S

—

J

—

K

—

Y

—

M

—

P

—

H

—

B

—

F

—

T

—

D

—

N

—

C



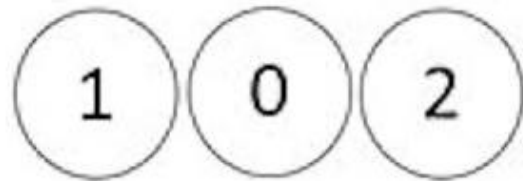
—

A

—

# MATHS

Count the number of objects and colour the correct number below.



Look at the picture and colour the shape with correct number-



1

6

1

3

9

1

2

1




Observe the tree. Count the number of apple and mango of each kind and write your answer in the boxes given below.

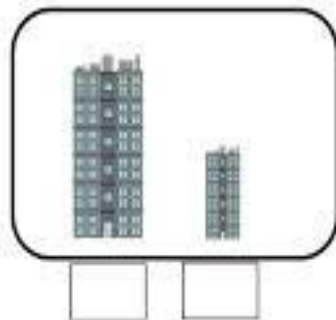


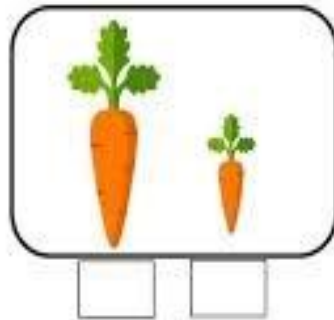



# Tall or short







Tick the taller one.



Tick the shorter one.




**Find all the circle and colour them.**



# EVS

A. Tick (✓) the flowers you like.



B. Draw your favourite flower and colour:































**Match the picture with same colour.**



Draw a line from picture on left to the matching picture on right .



A. Cross (X) the odd one out.

1.					
2.					
3.					
4.					
5.					
6.					

## Fruits


A. Fruits are healthy food. Each fruit has its own shape, size and taste. Look at the pictures and write their beginning letters.

Colour the RED fruits only.



---

---



---

---



---

---




---

---



---

---



---

---

---

---



---

---



---

---

# HINDI

स्वरो के अनुसार रंग भरे



# सही स्वर पर गोला लगाएं



आ अ ऊ इ



ऊ इ ई अ



अ उ ऊ इ



आ ई ऊ इ



आ अ ऊ इ



आ अ इ ऊ

सही चित्र को स्वर से मिलाएं ।



श

उ

अ

आ

इ

ऊ

नीचे दिए गए स्वरों को अगले स्वर से मिलाइए।

ऊ

आ

ऐ

ऋ

अ

ओ

इ

अः

अं

इ

आ

ई

हिंदी स्वर को बोले और लिखे।

अ



अ से अनार

ए



ए से एडी

आ



आ से आम

ऐ



ऐ से ऐनक

इ



इ से इमली

ओ



ओ से ओखली

ई



ई से ईख

औ



औ से औरत

उ



उ से उल्लू

अं



अं से अंगूर

ऊ



ऊ से ऊन

अः



अः से नमः

*Written work for holidays assignment*

Do written work in your classwork notebook

**English** - Write in sequence Aa-Jj ( 3 times)

Dictation Aa to Jj (3 times)

**Hindi** - स्वर अ-अः ( 3 times)

श्रुतलेख (3 times)

Smart Kids Writing skills (वर्णमाला सीखें-Page no-9 to 43)

**Maths** - Counting 1-30 (3 times)

Dodging 1-30(3 times)

**Wonders of Art Book** (Part-B)

Page no.(11 to 17)