



# Sanskriti KMV SCHOOL

## Summer Break Assignments (2026-27)

### Grade-2


**"Summer is the perfect time to explore, dream, and discover new wonders."**

Dear Parents

Its summer time again. Time for strengthening family bond, tying threads of family tree, sharing joys and having a good time together. It is time for relaxation and enjoyment. As it is important to rest and enjoy, it is also important to continue to learn. Let vacation time be a doorway to self-dependence (small things that a child can do). Let the child take the lead and use his/her imagination, creativity, and knowledge to do the assigned task. The role of the parent is to be a facilitator and guide to steer the child in the right direction. Here you will find few funfilled activity based tasks to keep your brain buzzing while you relax and recharge. Let's make this vacation both memorable and meaningful!

# Here are few points that need to be taken into consideration:

- Students should complete their Holidays Homework and submit it positively post vacation. It should be handed over to the Grade-Incharge in a single clear folder labelled properly with student's name, father's name, class and section.
- Follow regular Fitness Regime and maintain a balanced diet.
- Assign small household responsibilities to help them become independent.
- Spend quality time with the grandparents and reduce the screen time.
- Remember to capture the fun moments while engaging in different activities ,places visited, special days enjoyed, with the photograph with you.



*Looking forward for a delightful fun filled time ahead!*

*Happy Holidays!*

## **Subject- English**

### **• Let's Comprehend!**

### **• Read the passage and answer the following questions:-**

Milk Run with Mrs. Anu :-

Early morning sun is just peeking through the clouds. Mrs. Anu is already awake at 5 o'clock! She fills big steel cans with fresh, white milk.

She puts the cans on her old blue cycle and rides from house to house. "Fresh milk! Fresh milk!" she calls out.

Mrs. Anu sells milk to families, shops, and hotels. Her work is tiring, but she knows it is very important for everyone's breakfast. She doesn't earn a lot of money, so she lives in a small hut. But she is always kind and greets everyone with a big smile. In the evening, she goes home happily to her mother and her little son.

### **Mystery Time: Find the Answers!**

i) Who is Mrs. Anu?

Ans: \_\_\_\_\_

ii) What does Mrs. Anu carry on her cycle?

Ans: \_\_\_\_\_

### **Missing Word Hunt!**

iii) Mrs. Anu lives in a small \_\_\_\_\_.

**Right or Wrong? You Decide!**


iv) Mrs. Anu wakes up late in the morning. \_\_\_\_\_.

**Word Flip Challenge!**

v) Opposite of Early - \_\_\_\_\_

**Picture Composition**

**'The Little Park Adventure'**



**The Helping Word Hop (Is / Are / Am)**

1. Complete with is, are, am:

i. The weather \_\_\_\_\_ sunny.

ii. The children \_\_\_\_\_ playing in the park.

iii. I \_\_\_\_\_ happy to see the park.

iv. The dog \_\_\_\_\_ running.

**Park, Action Camera! (Action Words)**

2. Match the action to the person:

i. climbing - \_\_\_\_\_

ii. reading - \_\_\_\_\_

iii. running - \_\_\_\_\_

iv. riding - \_\_\_\_\_

**Park Count (Singular & Plural)**

3. Look and write if it's singular or plural:

i. Tree - \_\_\_\_\_

ii. Children - \_\_\_\_\_

iii. Bench - \_\_\_\_\_

iv. Dogs - \_\_\_\_\_

**4. Park Reporter's Notebook (Write 3 Simple Sentences) :-**

Use the hints:

i. Where are the children?

\_\_\_\_\_

ii. Who is sitting on the bench?

\_\_\_\_\_

iii. How is the weather?

---

Concept Explanation Link: <https://youtu.be/BuEu9nKJJoQ>

• **Rearrange the words to form meaningful sentences:-**

1. my/ this/ toy/ new/ train/ is

---

2. want/ a/ to/ I/ banana/ eat

---

3. pigeon/ the/ is/ tree/ on/ the

---

4. shines/ sun/ the/ brightly.

---

5. book/ she/ reading/ is/ a

---

• **Lets's Recapitulate!**

• Do the following pages in **Companion book:-**

~Describing Words 2b (**Page-22**)

~Describing Words 2c (**Page-23**)

~Use of This, That, These, Those 2e, 2f (**Page-26, 27**)

• Studio Book:-

- Read Ch-3 Being Respectful

**ALL ABOUT ME**

**My Name:** \_\_\_\_\_

**My favorite water activity was...**

**I love this summer because**

**This summer I made...**

**I traveled to...**

**My favorite summer treat was...**

## कक्षा २

# हिन्दी पहेलियाँ और ज्ञान की पहेली

## कक्षा २ हिन्दी पहेलियाँ

नाम: \_\_\_\_\_ कक्षा: 2 वर्ग: \_\_\_\_\_ दिनांक: \_\_\_\_\_

### 1 बूझो तो जानें



दो कान, लंबी पूँछ,  
खाए गाजर...



Ans: \_\_\_\_\_ ?



बिन पंखों के उड़ती हूँ,  
दूर संदेश ले जाती हूँ...

Ans: \_\_\_\_\_ →



राजा नहीं, पर मुकुट  
पहने...



Ans: \_\_\_\_\_ →



पानी में रहे, घर  
उसका तालाब...

Ans: \_\_\_\_\_ →

### 2 शब्द जाल

फलों और सब्जियों के नाम

अ	म	आ	आ	क	ल
न	प	र	ह	ह	क
ल	न	प	अ	स	व
प	र	ह	अ	द	य
क	र	म	ज	न	ग
ज	न	न	न	द	...

### 3 दिमागी कसरत

1. कौन सा पक्षी दिन में सोता है और रात में जागता है?
2. अगर आज सोमवार है, तो कल क्या था?
3. एक साल में कितने महीने होते हैं?
4. हाथी का बच्चा क्या कहलाता है?

### 4 चित्र पहचानो और लिखो





# बूझो मेरा रंग



ख ध फ व

बैंगन किस रंग का ?



लाल

हरा



अदरक

-----  
-----  
-----



बोड़ा



धनिया

बैंगनी

पीला



धान  
(चावल)

-----  
-----  
-----



टमाटर



गाजर



खीरा

नीला

काला

-----  
-----  
-----



प्याज़



पालक



आलू



बैंगन



मूँगफली



मकई

बच्चों से विभिन्न रंगों के नीचे उन रंगों वाली चीजों के नाम लिखने को कहें।

# मेरा परिचय

मेरा  
पसंदीदा  
शब्द

“ ”

मेरे पसंदीदा जानवर



मेरा जन्मदिनांक

MONTH DAY



मेरी तस्वीर

मेरा पसंदीदा

School

विषय



मेरा पसंदीदा खाना




मुझे किससे खुशी मिलती है

\_\_\_\_\_



मेरे  
दोस्त




मुझे जो भयभीत करता है



\_\_\_\_\_

पसंदीदा घूमने  
की जगह



अगर मेरे  
पास जादू  
की छड़ी होती

मेरा खज़ाना



चित्र देखकर दिए गए शब्दों की सहायता से खाली स्थान भरिए :



तितलियाँ

कार

उपवन

गेंद

झूला

1.  में बच्चे खेल रहे हैं ।
2. एक लड़की  झूल रही है ।
3. दो गुलाबी रंग की  उड़ रही है ।
4. टोपी पहना एक लड़का  से खेल रहा है ।
5. पीली टोपी पहना लड़का  में बैठा है ।

# चित्र को नाम से जोड़ो



बाघ

गाल

लता

हरा

लाल

घास

बाग

पता

धान

नाव



दिए गए वर्णों को सही क्रम में जोड़कर शब्द बनाइए।

1. ज / र / सू = \_\_\_\_\_



2. को / ल / य = \_\_\_\_\_



3. नि / क / सै = \_\_\_\_\_



4. ल / म / क = \_\_\_\_\_



5. ब / ला / त = \_\_\_\_\_



6. प / ग / तं = \_\_\_\_\_



7. ब / री / क = \_\_\_\_\_



8. ज / र / गा = \_\_\_\_\_



## लिंग



लिंग बदले - (जैसे : दादा-दादी)

लड़का - \_\_\_\_\_

नाना - \_\_\_\_\_

चाचा - \_\_\_\_\_

मामा - \_\_\_\_\_

आदमी - \_\_\_\_\_

मुर्गा - \_\_\_\_\_

घोड़ा - \_\_\_\_\_



सही जोड़ी मिलाइए।

राजा —

देव —

भाई —

काका —

शेर —

मोर —

बकरा —

मोरनी

बकरी

शेरनी

देवी

काकी

रानी

बहन



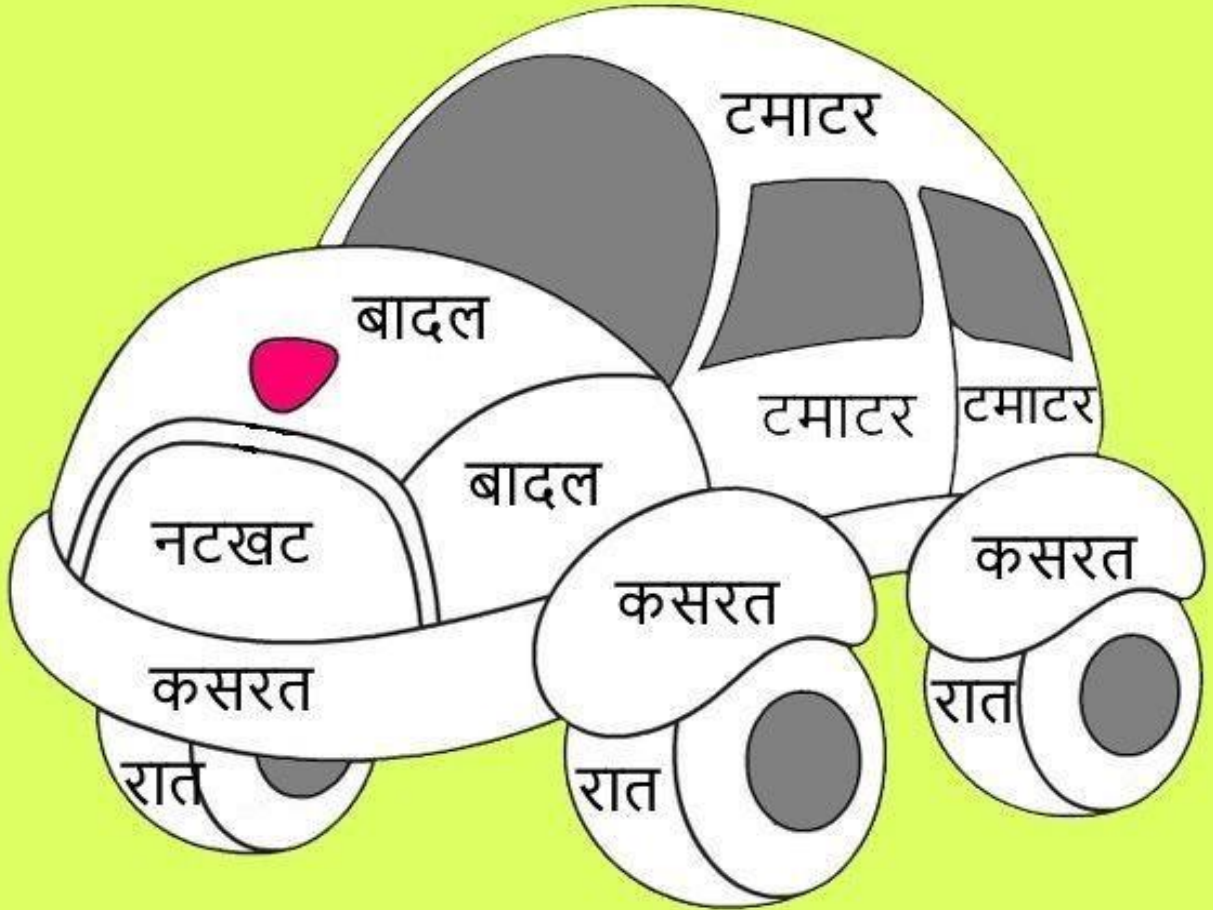
थ द ध  
 त न  
 ण प  
 ठ ड ढ  
 ट ज झ ज्ञ छ  
 च भ



ड म क्ष श्र  
 ष य र ल व श ष ह ञ  
 स  
 ग अ आ इ  
 ख क अ  
 ँ अं औ ओ ऐ ए ँ

## शब्दों को रंगों से बदले ।

1. टमाटर - लाल ( Red )
2. कसरत - पीला ( Yellow )
3. नटखट - हरा ( Green )
4. बादल - नीला ( Blue )
5. रात - ( Black ) काला



अपनी हिंदी की पाठ्यपुस्तक में से पाठ- 5 डॉक्टर दादी को पढ़े तथा इसमें से 10 कठिन शब्द ढूँढ कर अपनी उत्तर पुस्तिका में लिखें।

**Subject- Punjabi**

ਹੇਠਾਂ ਦਿੱਤੇ ਗਏ ਚਿੱਤਰਾਂ ਅਤੇ ਅੱਖਰਾਂ ਨੂੰ ਪਹਿਚਾਣ ਕੇ ਫਲਾਂ ਦੇ ਨਾਮ ਲਿਖੋ :-

	1.	ਸੇ	ਬ	
2.				
3.			ਰ	
4.				
	5.			
	6.			
7.				
8.	ਚੀ	ਕੂ		
	9.			
	10.			



ਸਹੀ ਮਿਲਾਨ ਕਰੋ :-



ਪੀਲਾ



ਗੁਲਾਬੀ



ਨੀਲਾ



ਹਰਾ



ਅਸਮਾਨੀ



ਜਾਮਨੀ



ਭੂਰਾ



ਲਾਲ



ਸੰਤਰੀ

ਕਾਲਾ

ਹੇਠਾਂ ਲਿਖੇ ਗਏ ਦਿਨਾਂ ਦੇ ਨਾਮ ਯਾਦ ਕਰੋ :-

ਐਤਵਾਰ

ਸੋਮਵਾਰ

ਮੰਗਲਵਾਰ

ਬੁੱਧਵਾਰ

ਵੀਰਵਾਰ

ਸ਼ੁੱਕਰਵਾਰ

ਸ਼ਨੀਵਾਰ

ਖਾਲੀ ਥਾਵਾਂ ਭਰੋ:



ਕ      ਮ



ਫ਼      ਜ਼



ਲ      ਲ



ਸ      ਕ



ਨ      ਮ



ਜ      ਤ

## ਕੰਨਾ (ਾ) ਸ਼ਬਦ



ਕ + ਾ + ਰ

=



ਚ + ਾ + ਕ

=

4

ਚ + ਾ + ਰ

=



ਅ + ਨ + ਾ + ਜ

=



ਜ + ਹ + ਾ + ਜ

=



ਪ + ਹ + ਾ + ਤ

=



ਅ + ਖ + ਬ + ਾ + ਰ

=



ਜ + ਾ + ਨ + ਵ + ਰ

=

# ਚਿੱਤਰ ਪਹਿਚਾਣ ਕੇ ਸ਼ਬਦ ਲਿਖੋ :-



Blank writing lines for the word 'Car'.



Blank writing lines for the word 'Writing'.



Blank writing lines for the word 'Doctor'.



Blank writing lines for the word 'Pushpin'.



Blank writing lines for the word 'Spinning wheel'.



Blank writing lines for the word 'Carrot'.



Blank writing lines for the word 'Wire mesh'.



Blank writing lines for the word 'Water pump'.



Blank writing lines for the word 'Tomato'.



Blank writing lines for the word 'Necklace'.



Blank writing lines for the word 'Drums'.



Blank writing lines for the word 'Newspaper'.

## ਸਿਹਾਰੀ ( f ) ਸ਼ਬਦ



f + ਦ + ਲ

=



f + ਦ + ਨ

=



f + ਸ + ਰ

=



f + ਲ + ਖ

=



f + ਮ + ਰ + ਚ

=



ਸ਼ + f + ਹ + ਦ

=



f + ਹ + ਰ + ਨ

=



ਨ + f + ਹ + ਰ

=

1. ਸ਼ਬਦਾਂ ਨੂੰ ਪੜ੍ਹੋ ਅਤੇ ਮਿਲਾਨ ਕਰੋ।



- |      |      |
|------|------|
| • ਘਰ | • ਖਤ |
| • ਫਲ | • ਜਲ |
| • ਰਸ | • ਫਲ |
| • ਜਲ | • ਘਰ |
| • ਖਤ | • ਰਸ |

2. ਮਿਲਾਨ ਕਰੋ।

- ਕਸਰਤ
- ਸ਼ਲਗਮ
- ਅਦਰਕ



3. ਸੁੰਦਰ ਲਿਖਾਈ ਵਿੱਚ ਲਿਖੋ।

ਕਣਕ

---



---



---

ਬਲਬ

---



---



---

ਕਰਦ

---



---



---

ਚਮਕ

---



---



---

ਨਮਕ

---



---



---

ਦਰਦ

---



---



---

ਭਜਨ

---



---



---

ਧਰਮ

---



---



---

4. ਅੰਤ ਵਿੱਚ 'ਕ' ਲਗਾਕੇ ਸ਼ਬਦ ਬਣਾਓ।

ਕਣ > \_\_\_\_\_

ਨਮ > \_\_\_\_\_

ਚਮ > \_\_\_\_\_

5. ਦਿੱਤੇ ਅੱਖਰਾਂ ਤੋਂ ਸ਼ਬਦ ਬਣਾਓ।



\_\_\_\_\_

\_\_\_\_\_

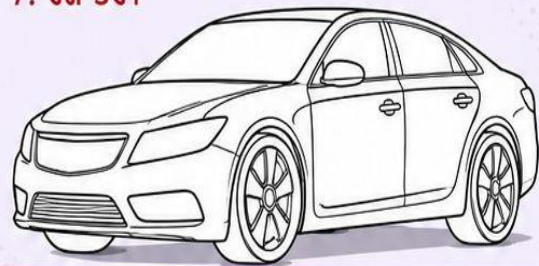
\_\_\_\_\_

6. ਤਸਵੀਰਾਂ ਨਾਲ ਅੱਖਰਾਂ ਦਾ ਮਿਲਾਨ ਕਰੋ।



- ਮ
- ਬ
- ਕ

7. ਰੰਗ ਭਰੋ।



8. ਕੰਨਾਂ 'ਾ' ਮਾਤਰਾ ਵਾਲੇ ਸ਼ਬਦਾਂ ਤੇ ਗੋਲਾ ਲਗਾਓ।



ਸਬਕ	ਘੜਾ	ਕਲਮ	ਵਾਜਾ	ਤਾਕਤ
ਟਿਫਨ	ਜੀਪ	ਸੀਟੀ	ਹਿਰਨ	ਮਾਮਾ



## ਖਾਲੀ ਥਾਵਾਂ ਭਰੋ:



ਅ		ਗ	
---	--	---	--



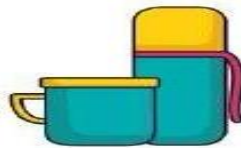
ਦ		ਖ	
---	--	---	--



	ਰ	ਸ਼	
--	---	----	--



ਗ		ਦ	
---	--	---	--



ਥ			ਸ
---	--	--	---



ਸ਼	ਰ		
----	---	--	--

- \* ਪੰਜਾਬੀ ਦੀ ਅਖਬਾਰ ਵਿੱਚੋਂ ਮੁਕਤਾ, ਕੰਨਾ, ਸਿਹਾਰੀ ਦੀਆਂ ਮਾਤਰਾਵਾਂ ਦੇ ਰੋਜ਼ਾਨਾ ਪੰਜ - ਪੰਜ ਸ਼ਬਦ ਲੱਭ ਕੇ ਸਕਰੈਪ ਕਾਪੀ ਉੱਤੇ ਲਿਖੋ ( ਮਿਤੀ ਵੀ ਲਿਖੋ)
- \* ਛੁੱਟੀਆਂ ਵਿੱਚ ਤੁਸੀਂ ਆਪਣੇ ਨਾਨਕੇ ਗਏ ਅਤੇ ਨਾਨੀ ਜੀ ਨੇ ਤੁਹਾਡੇ ਲਈ ਕਿਹੜੀ ਖਾਸ /ਤੁਹਾਡੀ ਮਨਪਸੰਦ ਚੀਜ਼ ਬਣਾਈ ? ਸਕੂਲ ਵਿੱਚ ਆ ਕੇ ਆਪਣੀ ਵਿਸ਼ਾ ਅਧਿਆਪਕਾ ਨਾਲ ਆਪਣੇ ਵਿਚਾਰ ਸਾਂਝੇ ਕਰੋ।
- \* ਪੰਜਾਬੀ ਪਾਠ- ਪੁਸਤਕ ਪਾਠ- 22 ਕਵਿਤਾ 'ਦਿਨ ਅਤੇ ਮਹੀਨੇ' , ਪਾਠ - 25 ਕਵਿਤਾ ' ਬੀਬਾ ਬੱਚਾ' ਯਾਦ ਕਰੋ।
- \* ਪੰਜਾਬੀ ਪਾਠ ਪੁਸਤਕ ਦੇ ਪੰਨਾ ਨੰਬਰ 14 ਤੋਂ ਪੰਨਾ ਨੰਬਰ 19 ਤੱਕ ਦਾ ਕੰਮ ਸੁੰਦਰ ਲਿਖਾਈ ਵਿੱਚ ਪੂਰਾ ਕਰੋ।

## Subject- EVS

Concept Explanation Link:- [https://youtu.be/XgYW\\_eBT2E?si=VFPT4hqsNxDrkCfc](https://youtu.be/XgYW_eBT2E?si=VFPT4hqsNxDrkCfc)

**1** Tick (✓) the food we get from plants.

 <input type="checkbox"/> Apple	 <input type="checkbox"/> Spinach	 <input type="checkbox"/> Rice	 <input type="checkbox"/> Corn
 <input type="checkbox"/> Milk	 <input type="checkbox"/> Carrot	 <input type="checkbox"/> Potato	 <input type="checkbox"/> Sugarcane

**2** Tick (✓) the food we get from animals.

 <input type="checkbox"/> Milk	 <input type="checkbox"/> Egg	 <input type="checkbox"/> Fish	 <input type="checkbox"/> Meat
 <input type="checkbox"/> Honey	 <input type="checkbox"/> Cheese	 <input type="checkbox"/> Chicken	 <input type="checkbox"/> Curd

**3** Match the following.

<ol style="list-style-type: none"> <li>1.  Cow</li> <li>2.  Bee</li> <li>3.  Hen</li> <li>4.  Plant</li> <li>5.  Fish</li> <li>6.  Tree</li> </ol>	<ol style="list-style-type: none"> <li>a.  Honey</li> <li>b.  Egg</li> <li>c.  Fruits</li> <li>d.  Fish</li> <li>e.  Milk</li> <li>f.  Wood</li> </ol>
--	--

**4** Fill in the blanks.

1. We get milk from a
2. Fruits and vegetables come from
3. Bees make .
4. We get eggs from a .
5. Fish lives in .
6. Wheat comes from a .

**5** Circle the odd one out.

1. Apple	Banana	Grapes	Carrot
2. Milk	Egg	Butter	Fish
3. Rice	Wheat	Corn	Honey
4. Chicken	Goat	Cow	Mango
5. Spinach	Potato	Tomato	Cheese

**6** Write P for plant source or A for animal source.

Apple <input type="checkbox"/>	Milk <input type="checkbox"/>
Rice <input type="checkbox"/>	Egg <input type="checkbox"/>
Carrot <input type="checkbox"/>	Honey <input type="checkbox"/>
Wheat <input type="checkbox"/>	Fish <input type="checkbox"/>
Spinach <input type="checkbox"/>	Meat <input type="checkbox"/>

1 Tick (✓) the correct group for each food.

Food	Body Building	Energy Giving	Protective
 Milk	<input type="checkbox"/>	<input type="checkbox"/>	<input type="checkbox"/>
 Rice	<input type="checkbox"/>	<input type="checkbox"/>	<input type="checkbox"/>
 Apple	<input type="checkbox"/>	<input type="checkbox"/>	<input type="checkbox"/>
 Egg	<input type="checkbox"/>	<input type="checkbox"/>	<input type="checkbox"/>
 Potato	<input type="checkbox"/>	<input type="checkbox"/>	<input type="checkbox"/>
 Spinach	<input type="checkbox"/>	<input type="checkbox"/>	<input type="checkbox"/>

2 Match the following.

1. 	•	• a. Body Building 
2. 	•	
3. 	•	• b. Energy Giving 
4. 	•	
5. 	•	• c. Protective 
6. 	•	



3 Fill in the blanks using the words in the box.

body building    energy giving    protective  
strong    healthy    energy

- Foods that help our body grow and repair are called \_\_\_\_\_ foods. 
- Foods that give us energy to work and play are called \_\_\_\_\_ foods. 
- Foods that keep us healthy and protect us from diseases are called \_\_\_\_\_ foods. 
- Eating all three groups of food keeps us \_\_\_\_\_. 
- Energy giving foods give us \_\_\_\_\_. 

4 Sort the foods into the correct group.



<b>Body Building</b> Foods 	<b>Energy Giving</b> Foods 	<b>Protective</b> Foods 

**1** Tick (✓) the good ways to reduce food waste.

 <input type="checkbox"/> Take only what you can eat.	 <input type="checkbox"/> Store food properly.	 <input type="checkbox"/> Finish the food on your plate.
 <input type="checkbox"/> Throw food in the bin.	 <input type="checkbox"/> Make a list before buying food.	 <input type="checkbox"/> Compost food scraps.

**2** Match the problem with the solution.

Problem	Solution
 We cook too much food.	 Store food in the fridge or in clean containers.
 We don't store food properly.	 Take small portions and finish them.
 We don't eat our food.	 Cook the right amount of food.

**3** Fill in the blanks using the words in the box.

waste    plate    share    save    leftovers

- Do not \_\_\_\_\_ food. It is precious.
- Always finish the food on your \_\_\_\_\_.
- If you have extra food, you can \_\_\_\_\_ it with others.
- Store \_\_\_\_\_ in the fridge.
- Saving food helps us \_\_\_\_\_ money and our planet.




**4** Circle the pictures that show food waste.

**5** Write True or False.

- It is okay to throw food in the bin.
- We should take only what we can eat.
- Leftover food should be kept in the fridge.
- Food waste does not affect our planet.
- Sharing food is a good way to reduce waste.





**6** Draw and colour your idea to reduce food waste.

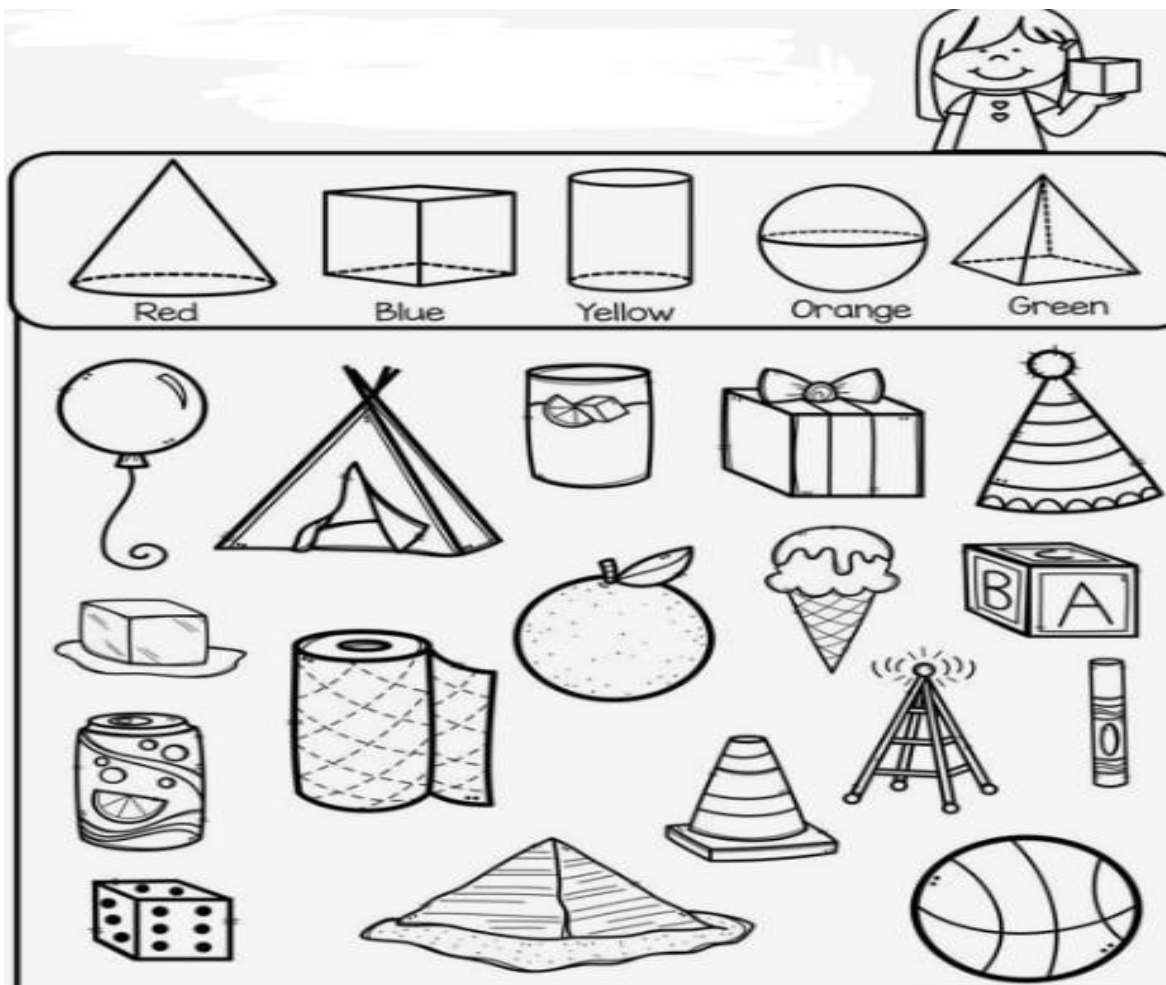


**Subject- Maths**

**Q1 Addition and Subtraction:-**




**Q2 Use the colour code of the given solid shapes and colour the real-life objects accordingly :-**



Concept Explanation Link:- <https://youtu.be/smwIMXsijGg>

**Q3 Addition with regrouping:-**

<p>Step #1 Add the ones. <math>9+2=11</math></p>		<p>Step #2 Give the 1 ten to the tens and add <math>4+2+1=7</math></p>		
$\begin{array}{r} \boxed{1} \\ 49 \\ +22 \\ \hline \boxed{7} \boxed{1} \end{array}$				
$\begin{array}{r} \boxed{\phantom{0}} \\ 34 \\ +17 \\ \hline \boxed{\phantom{0}} \boxed{\phantom{0}} \end{array}$	$\begin{array}{r} \boxed{\phantom{0}} \\ 15 \\ +36 \\ \hline \boxed{\phantom{0}} \boxed{\phantom{0}} \end{array}$	$\begin{array}{r} \boxed{\phantom{0}} \\ 26 \\ +34 \\ \hline \boxed{\phantom{0}} \boxed{\phantom{0}} \end{array}$	$\begin{array}{r} \boxed{\phantom{0}} \\ 45 \\ +24 \\ \hline \boxed{\phantom{0}} \boxed{\phantom{0}} \end{array}$	$\begin{array}{r} \boxed{\phantom{0}} \\ 14 \\ +29 \\ \hline \boxed{\phantom{0}} \boxed{\phantom{0}} \end{array}$
$\begin{array}{r} \boxed{\phantom{0}} \\ 33 \\ +27 \\ \hline \boxed{\phantom{0}} \boxed{\phantom{0}} \end{array}$	$\begin{array}{r} \boxed{\phantom{0}} \\ 55 \\ +39 \\ \hline \boxed{\phantom{0}} \boxed{\phantom{0}} \end{array}$	$\begin{array}{r} \boxed{\phantom{0}} \\ 22 \\ +69 \\ \hline \boxed{\phantom{0}} \boxed{\phantom{0}} \end{array}$	$\begin{array}{r} \boxed{\phantom{0}} \\ 12 \\ +48 \\ \hline \boxed{\phantom{0}} \boxed{\phantom{0}} \end{array}$	$\begin{array}{r} \boxed{\phantom{0}} \\ 58 \\ +23 \\ \hline \boxed{\phantom{0}} \boxed{\phantom{0}} \end{array}$

**Write the number names for the following numbers**

103 = \_\_\_\_\_

112 = \_\_\_\_\_

200 = \_\_\_\_\_

139 = \_\_\_\_\_

147 = \_\_\_\_\_

120 = \_\_\_\_\_

156 = \_\_\_\_\_

179 = \_\_\_\_\_

195 = \_\_\_\_\_

108 = \_\_\_\_\_

**Write the digit for the number names**

one hundred and twenty one = \_\_\_\_\_

one hundred and fifty = \_\_\_\_\_

one hundred and thirty six = \_\_\_\_\_

one hundred and nine = \_\_\_\_\_

one hundred and thirteen = \_\_\_\_\_

one hundred = \_\_\_\_\_

one hundred and eighty one = \_\_\_\_\_

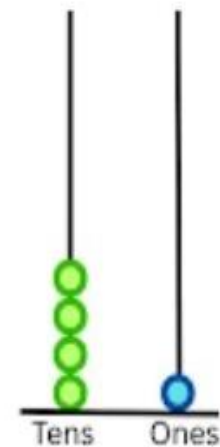
one hundred and forty eight = \_\_\_\_\_

one hundred and eleven = \_\_\_\_\_


one hundred and sixty two = \_\_\_\_\_




Draw Beads on the abacus for the given numbers



4	1
---	---




5	5
---	---



7	3
---	---



6	4
---	---



2	8
---	---



6	6
---	---



4	5
---	---



3	2
---	---



## DODGING TABLES

$2 \times 4 = \underline{\quad}$

$3 \times 7 = \underline{\quad}$

$5 \times 6 = \underline{\quad}$

$3 \times 8 = \underline{\quad}$

$10 \times 7 = \underline{\quad}$

$2 \times 9 = \underline{\quad}$

$5 \times 4 = \underline{\quad}$

$2 \times 5 = \underline{\quad}$

$5 \times 8 = \underline{\quad}$

$3 \times 9 = \underline{\quad}$

$2 \times 7 = \underline{\quad}$

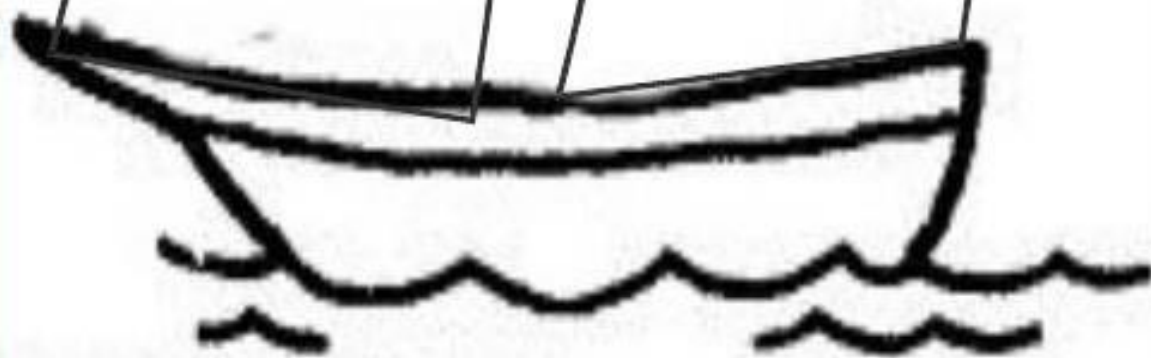
$5 \times 3 = \underline{\quad}$

$3 \times 4 = \underline{\quad}$

$10 \times 8 = \underline{\quad}$

$2 \times 2 = \underline{\quad}$


$3 \times 6 = \underline{\quad}$



Color the shapes on the robot.

Color the triangles **yellow**.  
Color the rectangles **green**.

Color the squares **red**.  
Color the circles **blue**.



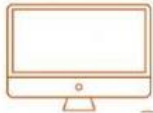


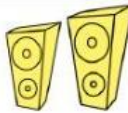

## Subject- Computer

Name: \_\_\_\_\_

Grade : \_\_\_\_\_

Date: \_\_\_\_\_

1. Complete the table:

	Name of the device	Input/Output
	_____	_____
	_____	_____
	_____	_____
	_____	_____
	_____	_____

### Sorting Computer Devices

Monitor

Keyboard

Printer

Speakers

😊

Microphone

Projector

RAM

Headphone

USB Flash

Mouse

Camera

Hard Disk

CD- ROM

Scanner

Input Devices

Storage Devices


😊

Output Devices

# COMPUTATIONAL THINKING



- A. Find and match two same arms and two same wheels for the robot.



- B. Find and match the pairs.



**Subject- Art & Craft**

Kindly refer to the picture and make a beautiful painting Students can take the help of their elders.



<https://pin.it/pN2117BJF>