



Sanskriti KMV SCHOOL

Summer Break Assignments (2026-27)

Grade-1


"Summer is the perfect time to explore, dream, and discover new wonders."

Dear Parents

Its summer time again. Time for strengthening family bond, tying threads of family tree, sharing joys and having a good time together. It is time for relaxation and enjoyment. As it is important to rest and enjoy, it is also important to continue to learn. Let vacation time be a doorway to self-dependence (small things that a child can do). Let the child take the lead and use his/her imagination, creativity, and knowledge to do the assigned task. The role of the parent is to be a facilitator and guide to steer the child in the right direction. Here you will find few fulfilled activity based tasks to keep your brain buzzing while you relax and recharge. Let's make this vacation both memorable and meaningful!

Here are few points that need to be taken into consideration:

- Students should complete their Holidays Homework and submit it positively post vacation. It should be handed over to the Grade-Incharge in a single clear folder labelled properly with student's name, father's name, class and section.
- Follow regular Fitness Regime and maintain a balanced diet.
- Assign small household responsibilities to help them become independent.
- Spend quality time with the grandparents and reduce the screen time.
- Remember to capture the fun moments while engaging in different activities ,places visited, special days enjoyed, with the photograph with you.



Looking forward for a delightful fun filled time ahead!

Happy Holidays!

Subject- English

1. Read the following passage and answer the questions:-

Tom's New Puppy

Tom has a new puppy.
His puppy's name is Buddy.
Buddy is small and brown.
He has soft fur and a happy tail.
Tom feeds Buddy every morning.
They play with a ball in the yard.
Buddy likes to run and chase.
At night, Buddy sleeps in his bed.
Tom loves his new puppy very much!



1. It's time to deal with the questions:-

i. Where does Buddy sleep at night?

Ans : _____

ii. What is the name of the puppy?

a) Max () b). Buddy () c). Rocky ()

iii. What colour is Buddy?

a) black () b) brown () c) white ()

2. Complete the sentence:

They play with a ball in the _____.

3. Write two nouns from the passage.

i) _____ ii) _____

4. It's time to create sentences:-

i) Soft - _____

ii) Happy - _____

2. Choose the correct pronoun and write in the box.

he / she / it / you / we / they



doctor and patient



a farmer



my friends and I



a bag



a ball



my mother and I



a teacher



you and Peter



three penguins



a sister



Put the nouns into the correct box.

tiger teacher shop book doctor
pen beach elephant school dog
boy bag computer park dad
cat



Person



Animal

Place



Thing



4. Let's start improving our reading accuracy, build our vocabulary and refine our script.

* Read story 4 :- Arun Helps Amma Story 5 :- Fun with Friends
and Fill the blanks below related to (any one) story:



STORY TITLE

Favourite Character

Sight Words

New Vocabulary

What you learnt

* Do pg 17 ,18, 19 , 23 , 24 , 25 in little Thinker Language Art Book.

***After reading the story Hot Samosa, it's time to test your understanding by solving this worksheet.**

1. Tick (✓) the correct option:- 5m

i. Appa cuts _____ and green chillies.

- a. carrots b. red onions c. tomatoes

ii. Ammu sees _____ on the table.

- a. vegetables b. fruits c. sandwich

iii. What is Amma's favourite food ? _____.

- a. Vegetable noodles b. Pooris and potatoes c. Fried rice

iv. Ammu peels _____.

- a. boiled potatoes b. onions c. peas

v. The samosas taste _____.

- a. delicious b. sweet c. sour

2. Fill in the blanks with the words given in the bracket: 5m

(samosas, salt , mother, Arun , garden)

i. Appa makes dough with flour , _____ and water.

ii. _____ is Divya's brother.

iii. There are many mango trees in the _____.


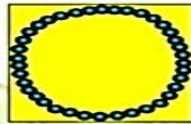
iv. Salma lives with her _____.

v. Amma is making _____ in the kitchen.

Subject- Hindi



1. चित्र देखकर शब्दों को पहचानो और निशान लगाओ-



पा	ल	क	क्ष	बा	द	ल
य	ग	ल	क	ल	अ	इ
ल	च	म	ग	ज	र	का
न	छ	प	म	उ	च	ड
द	त	ब	ला	छ	क	इ
इ	अ	ट	ब	ता	ला	ब
ज	वा	न	ख	ला	ढ	स



2. सही शब्द चुनकर लिखें -

कि ली दी ती डि मि रि वि टी



चि या



तित



बा श



धर



सान



न



ठाई



सी



मान

3. किन्हीं पाँच अंगों के नाम लिखकर चित्र बनाएँ -

क. _____

ख. _____


ग. _____

घ. _____

ङ _____

4. रंगों के नाम चुनकर उनके नीचे लिखें -

गुलाबी	भूरा	नारंगी	पीला	काला
बैंगनी	लाल	सफ़ेद	हरा	नीला



5. नीचे दिए गए चित्रों की सहायता से शब्दों को पूरा करें -



6. रिक्त स्थान भरें -

क) मेरा नाम _____ है।

ख) मैं _____ कक्षा में पढ़ता हूँ।

ग) मैं _____ साल का हूँ।

घ) मुझे _____ पसंद है।

7. नीचे दिए गए चित्र को देखकर फल और सब्ज़ियाँ अलग करके लिखें -



सब्जियाँ

1.
2.
3.
4.

फल

1.
2.
3.
4.

8. बूझो तो जाने -

४. पहेलियाँ और ज्ञान-वर्धक बातें

बूझो तो जानें

1. मैं उड़ता हूँ पर पक्षी नहीं हूँ?
2. एक ऐसी चीज़, जो जितना बढ़ती है, उतना ही कम होती है?



गेंद को बच्चे तक पहुँचाओ

मज़ेदार
भूलभुलैया



रोचक तथ्य - क्या आप जानते हैं?

क्या आपको पता है?
चीटियां कभी नहीं सोतीं! उनका
दिमाग हमेशा सक्रिय रहता है।




मात्राओं की दोहराई हेतु स्वर लेखन पुस्तक के पृष्ठ संख्या-39 तक पूरा करें।

Subject- Punjabi

1. ਰੰਗ ਭਰੋ।

ਪੀਲਾ



ਹਰਾ



ਲਾਲ



ਕਾਲਾ



2. ਫਲ ਚੁਣੋ।



3. ਸਬਜ਼ੀਆਂ ਚੁਣੋ।



4. ਤਰਤੀਬ ਅਨੁਸਾਰ ਸਹੀ ਅੱਖਰ ਤੇ ਗੋਲਾ ਲਗਾਓ।

ਓ	___	ਏ	ਸ	ਹ
---	-----	---	---	---

ਅ	ਕ
---	---










ਕ	ਖ	___	ਘ	ਙ
---	---	-----	---	---

ਜ	ਗ
---	---

5. ਮਿਲਾਓ-ਕੋਣ ਕਿੱਥੇ ਰਹਿੰਦਾ ਹੈ?




6. ਚਿੱਤਰ ਪਹਿਚਾਣ ਕੇ ਸਹੀ ਮਿਲਾਨ ਕਰੋ।

ਏ	
ਅ	
ਜ	
ਹ	
ਛ	
ਸ	
ਖ	
ਕ	
ਚ	
ਗ	


7. ਚਿੱਤਰ ਪਹਿਚਾਣ ਕੇ ਸਹੀ ਅੱਖਰ ਚੁਣੋ ।



ਹ [] ਏ []



ਸ [] ਓ []




ਚ [] ਛ []



ਖ [] ਕ []

8. ਚਿੱਤਰ ਪਹਿਚਾਣ ਕੇ ਸਹੀ ਅੱਖਰ ਉੱਤੇ ਗੋਲਾ ਲਗਾਓ।



ਦ ਤ ਥ ਨ ਧ

ਥ ਤ ਧ ਨ ਦ



ਨ ਦ ਥ ਧ ਤ

ਤ ਥ ਦ ਧ ਨ



ਤ ਧ ਨ ਥ ਦ

9. ਚਿੱਤਰ ਅਨੁਸਾਰ ਬਿੰਦੂ ਮਿਲਾਓ ਅਤੇ ਉਸ ਵਿੱਚ ਰੰਗ ਭਰੋ।



ਖ



ਰ



ਚ



ਘ



ਮ



ਥ



ਯ



ਖ

11. ਹੇਠਾਂ ਦਿੱਤੇ ਲਿੰਕ ਦੀ ਮਦਦ ਨਾਲ ਪੰਜਾਬੀ ਵਰਨਮਾਲਾ ਦੀ ਵੀਡੀਓ ਨੂੰ ਦਿਨ ਵਿੱਚ ਦੋ ਵਾਰ ਦੇਖਦੇ ਅਤੇ ਸੁਣਦੇ ਹੋਏ ਵਰਨਮਾਲਾ ਦਾ ਸਹੀ ਉਚਾਰਨ ਕਰਨਾ ਸਿੱਖੋ।

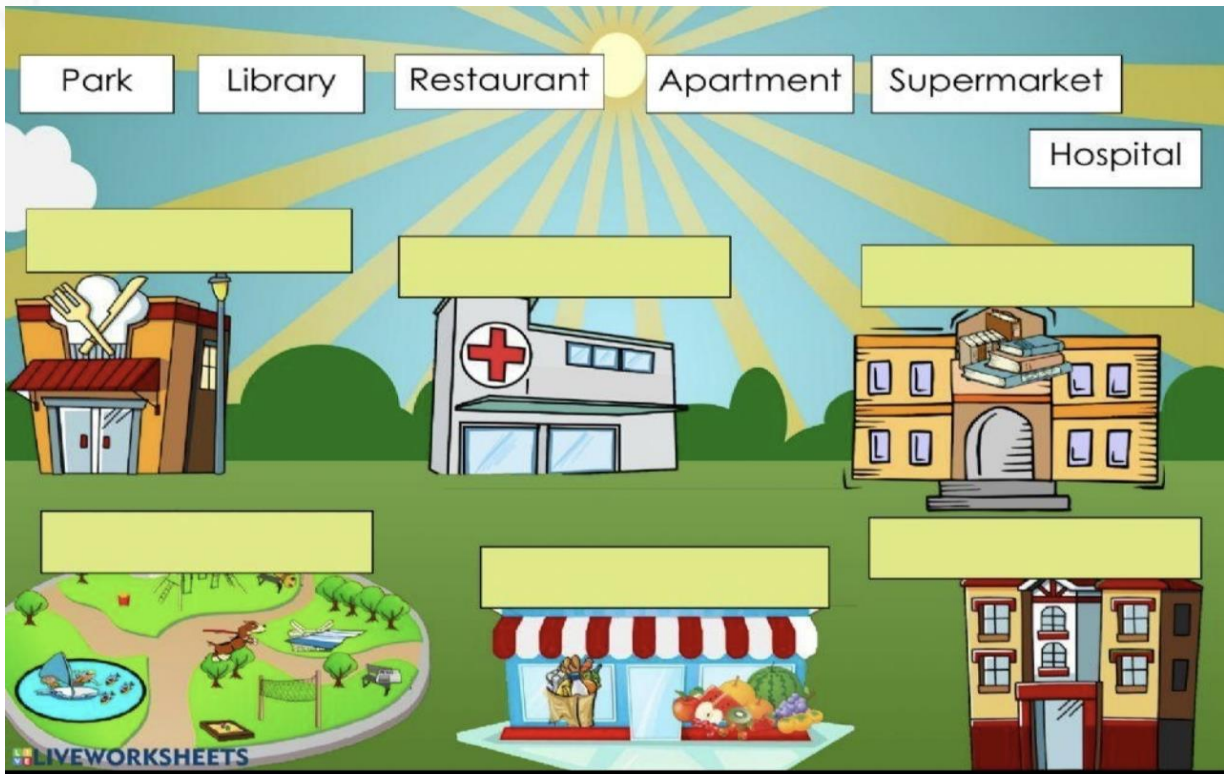
<https://youtube.com/watch?v=4z0bnfPa9qE&feature=shared>

SAFE OR DANGEROUS

Tick the safe acts and cross the dangerous acts.



2. Look at the pictures and write the correct word in the box and answer the questions given below.



Answer these questions:-

a. Where do children go to play?

b. Where do people go to read books?

c. Where do sick people go for treatment?

d. Where do people go to eat food?

e. Where do people live in the same building?

f. Where do people buy groceries and household items?

COMMUNITY PLACES

Match the place with the name:

Police Station



Church



Hospital



School



Fire Station



Restaurant



Supermarket



Park

A. Put a tick (✓) on right picture and cross (✗) on the wrong ones in the box provided:



B. Choose the correct option.

- To cross a road, we should use the _____.
a. footpath b. road c. zebra crossing d. footboard
- We should cross the road with _____.
a. classmates b. youngers c. elders d. strangers
- We should play _____.
a. in the kitchen b. in the classroom c. on the road d. in the park
- Always use _____ while driving a motorbike and bicycle.
a. zebra crossing b. seat belt
c. Mobile d. helmet

Community Helpers

Look at the pictures and write the names of the community helpers

Vet

Firefighter

Dentist

Musician

Chef

Astronaut

Engineer

Doctor

Pilot

Police officer

Teacher

Writer



* Water is very important for all living things. We drink water to stay healthy and strong. Plants and animals also need water to live. Water is a precious gift of nature, so we should not waste it. We must save every drop of water and keep it clean. **Let's do some activities related to water .**

Chapter _7 Water in book. (little Thinker Environmental Studies)

Page no 53 Solve the puzzle to discover different sources of water.

Page no 54 :- fill in the blanks using the words from the clouds to learn about some more sources of water.

Page no 55 :- Observe the uses of water in your daily life at home and complete the word web on uses of water.

Page no 56:- Stick or draw pictures of these water sources (lake, river, and ocean) on this page. Write their uses and mention whether they contain fresh water or salt water.

Page no 57:- ☒ Water Survey Activity ☒

Complete the table given on this page.

Find out and write about the water used in your home.

What is the source of water in your home?

Is water available throughout the day?

Do you store water at home?

Is the water clean?

Do you have enough water for daily use?

Page no :-59 and 60☒ Save Water Activity ☒

Look at the pictures showing wastage of water.

Write one way in which you can save water in each situation.

Page no:- 63 ☒ Save Water Poem Activity ☒

Read the poem carefully and do the activities given on page 64 and 65

☒ Learn and recite the poem with actions.

☒ Fill in the blanks on pg 65 with a promise to your self on how you will save water and not waste it. ☒

☒ Draw a portrait of yourself and show that you are a friend of nature.

<https://youtu.be/iwxkwPA8c68?feature=shared>

Subject- Maths


➤ Write the numbers in words.

3	<hr/> <hr/> <hr/>
18	<hr/> <hr/> <hr/>
12	<hr/> <hr/> <hr/>
7	<hr/> <hr/> <hr/>


5	<hr/> <hr/> <hr/>
13	<hr/> <hr/> <hr/>
8	<hr/> <hr/> <hr/>
11	<hr/> <hr/> <hr/>

➤ Arrange the numbers from smallest to biggest

3, 13, 18, 16




8, 19, 7, 18




➤ Arrange the numbers from biggest to smallest

12, 14, 18, 15










10, 19, 13, 20



BEFORE AND AFTER

Write the numbers that come before and after.



Comparing Numbers

Fill in each Write $<$, $>$, or $=$ to compare the numbers.



8 ○ 10

7 ○ 3

9 ○ 8

4 ○ 7





15 ○ 16



16 ○ 14



11 ○ 11

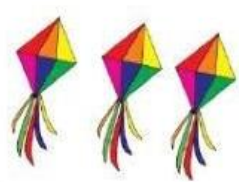
19 ○ 17



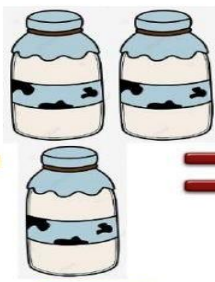
➤ Add the numbers



2 
+ 1 

2 
+ 2 


2 
+ 3 


3 
+ 0

  +  =


 +  =

➤ Dodging Tables

 $2 \times 3 =$ _____


 $2 \times 8 =$ _____


 $2 \times 5 =$ _____

 $2 \times 10 =$ _____


 $2 \times 6 =$ _____




 $3 \times 3 =$ _____

 $3 \times 1 =$ _____

 $3 \times 6 =$ _____

 $3 \times 9 =$ _____

 $3 \times 2 =$ _____

Activity:- Long Tree and Short Bush Collage

Make a beautiful collage of a Long tree and a short bush by tearing and pasting green paper and paste cotton clouds, birds etc.

Subject- Computer



Parts of a Computer

Fill in the Missing Letters

- M _ N _ T _ R
- K _ Y B _ A _ D
- M _ U _ E
- C _ U
- S _ E _ K _ R S
- C _ M P _ T _ R



Color the following:

- Monitor - Blue
- Keyboard - Green
- Mouse - Red
- CPU - Yellow
- Speakers - Orange

Think and Answer 🤔

- Which part shows pictures? _____
- Which part is used for typing? _____
- Which part gives sound? _____
- Which part moves the pointer? _____
- Which part is called the brain? _____
- Do you like using a computer? Yes / No

Fill in the Blanks

Use the words: Monitor, Mouse, CPU, Keyboard,

Speakers

- The ____ shows pictures and videos.
- The ____ is used to type letters and numbers.
- The ____ moves the cursor on the screen.
- The ____ is called the brain of the computer.
- The ____ give sound.
- A ____ helps us learn and work.



A COMPUTER

A computer has a bright screen.
I press keys on the keyboard.
The mouse moves the arrow.
I can play learning games.
The computer helps me study.



Choose the correct option:



The computer helps me _____

- (a) study (b) nap

The mouse moves the _____

- (a) arrow (b) whistle



I play _____ games

- (a) learning (b) sleeping

I press _____

- (a) keys (b) seeds



It has a bright _____

- (a) screen (b) door

Subject- Art & Craft

Kindly refer to the picture and make a beautiful painting Students can take the help of their elders.



<https://pin.it/3hGGqGA47>