



Sanskriti KMY SCHOOL

Session 2024-25

**Summer Break
Holidays Assignment**

Grade

PP-2 (UKG)



Edit with WPS Office



Happy Holidays!

Sweet as a berry, Summer is merry

Cool fruits and lemonade

A memory that will never fade

Vacations are always FUN

Remember not to go out in the sun!

Dear Parents,

Summers are here in all its glory. And if summers are here holidays can't be too far behind. It's time for students to enjoy their vacations with family and friends. It is also time for them to learn new things from their surroundings and experiences, explore new places, listen to stories, try new skills and most importantly have fun and play both indoor and outdoor games.

So to avoid being monotonous during the summers, few activity based tasks have been designed for the students so

that they can spend their summer vacation in the most constructive way

But before advancing towards it, few points need to be taken into consideration:-

- Students should complete their holidays homework and submit it positively post vacation. It should be handed over to the grade Incharge in a single clear folder labelled properly with student's name, class and section.
- Do maximum reading practice at home.
- Revise all the conversation questions and rhymes whichever already have been done in the class.
- There will be an English poem recitation competition in the month of July. So prepare one theme full rhyme along with self-introduction

HAVE FUN !!















Edit with WPS Office

Subject - English

Articles

a or an

 ___ book	 ___ elephant
 ___ ant	 ___ igloo
 ___ cat	 ___ eye
 ___ apple	 ___ kite
 ___ bow	 ___ egg
 ___ girl	 ___ octopus

Find the Vowels

Kindergarten Alphabet Worksheet

Find and circle the vowels.

E K
U F V
S O
I D W
H A

Singular-Plural



bun





ball





bat





star





table





bird



Short Vowels

Middle
Sounds



Write the middle sound of each picture.



p__g



d__g



b__s



b__d



m__p



b__g



f__x



b__g



l__g



f__n

Read your story book "Meet my friends " carefully and find out the 2 letters , 3 letters , 4 and 5 letters words and write those words in the following columns.

2 letters word	3 letters word	4 letters word	5 letters word

Note :- Do reading practice of these words .

Count and Color

8



6



9



7

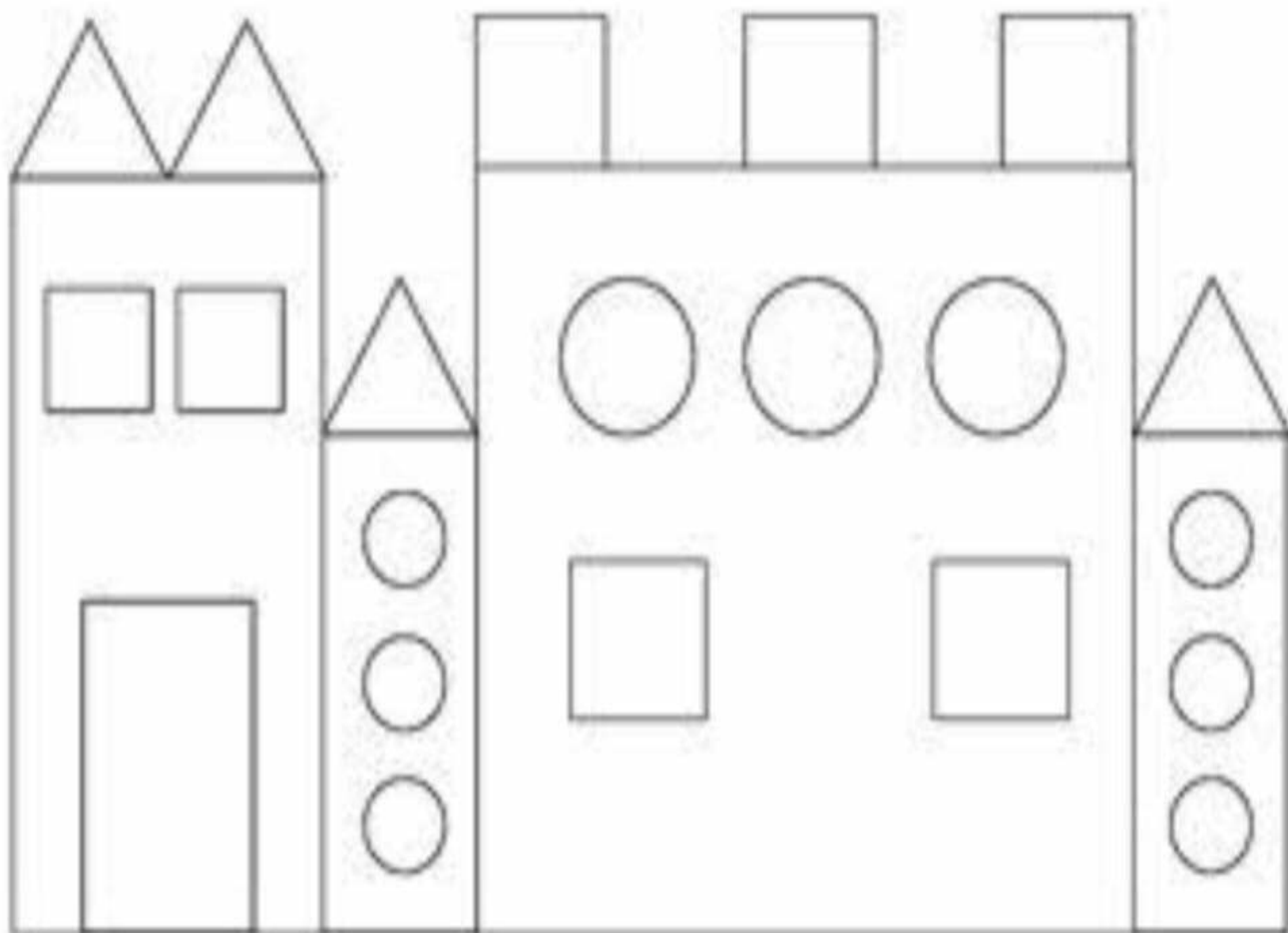



10





How Many Shapes Do You See?


Count the shapes and write the numbers below.



 = _____

 = _____

 = _____

 = _____

What comes before 1 to 50

34

20

20

38

28

15

37

45

18

24

46

40

42

47

50

19

After numbers 1 to 100

97	
----	--

25	
----	--

22	
----	--

51	
----	--

37	
----	--

10	
----	--

80	
----	--

54	
----	--

79	
----	--

59	
----	--

16	
----	--

17	
----	--

6	
---	--

19	
----	--

3	
---	--

15	
----	--

95	
----	--

21	
----	--

47	
----	--

53	
----	--

35	
----	--

31	
----	--

57	
----	--

23	
----	--

89	
----	--

76	
----	--

98	
----	--

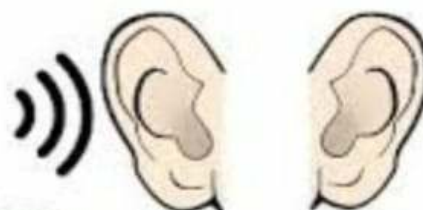
Numbers (101-200)

101			104			107			110
	112			115			118		
		123			126			129	
131				135					140
		143				147			
	152				156			159	
161				165			168		170
		173				177			
181			184					189	
	192			195			198		200

SENSE ORGANS

FILL IN THE BLANKS USING THE PICTURE CLUE.

1. I see with my _____.
2. I touch and feel with my _____.
3. I hear with my _____.
4. I smell with my _____.
5. I taste with my _____.



Living and Nonliving Things

DIRECTIONS: Circle the things that are **living**.

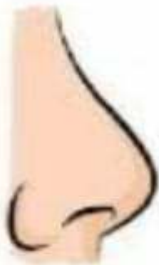


Match the things which goes along with the occupation.



The Five Senses.

Match the pictures to the correct senses.



Hindi

शब्द पढ़कर सही चित्र में रंग भरो।

बस			
रस			
घर			
नाल			
कम			10
दस		10	

शब्दों को पूरा करो



ध



त्



क्ष



घ



ऊ

1

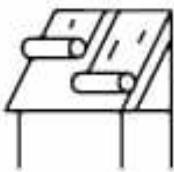
स



ज



व



छ

10

झ

एक अक्षर के साथ अलग-अलग अक्षर जोड़कर शब्द बनाना सीखे।

क

ल

कल

म

कम

प

कप

फ

ल

न

ट

स

र

ब

च

आ

प

म

ग

ह

म

ल

क

म

न


ल

र


रिक्त स्थान भरो



घ



ग



फ



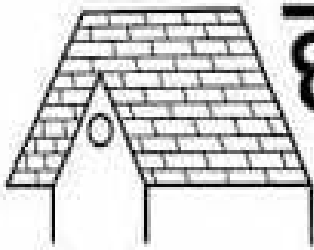
झ



ज




प



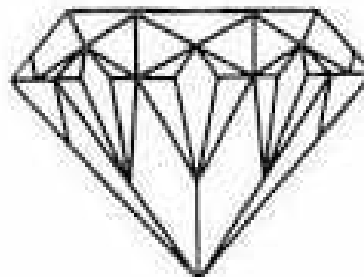
छ



व



ध



न

दो अक्षरों से शब्द बनाना

अ + ब = ----- क + ब = -----

ख + ग = ----- ज + ग = -----

फ + ल = ----- न + ग = -----

ज + ल = ----- ठ + ग = -----

ह + ल = ----- र + ग = -----

घ + र = ----- आ + ग = -----

उ + ठ = ----- आ + म = -----

भ + र = ----- आ + ज = -----

Art / Craft

Art / Craft

Activity - Rainbow cloud

Take a half paper plate and paste the cotton on it , paste and hang colourful paper stripes and make a colourful rainbow cloud . Look at the following picture and create your creativity accordingly .



