



**Sanskriti KMY SCHOOL**

**Session 2024-25**

***Summer Break  
Holidays Assignment***

***Grade***

**PP-1 (LKG)**





# Happy Holidays!

*Sweet as a berry, Summer is merry*

*Cool fruits and lemonade*

*A memory that will never fade*

*Vacations are always FUN*

*Remember not to go out in the sun!*

Dear Parents,

Summers are here in all its glory. And if summers are here holidays can't be too far behind. It's time for students to enjoy their vacations with family and friends. It is also time for them to learn new things from their surroundings and experiences, explore new places, listen to stories, try new skills and most importantly have fun and play both indoor and outdoor games.

So to avoid being monotonous during the summers, few activity based tasks have been designed for the students so that they can spend their summer vacation in the most constructive way



But before advancing towards it few points need to be taken into consideration:-

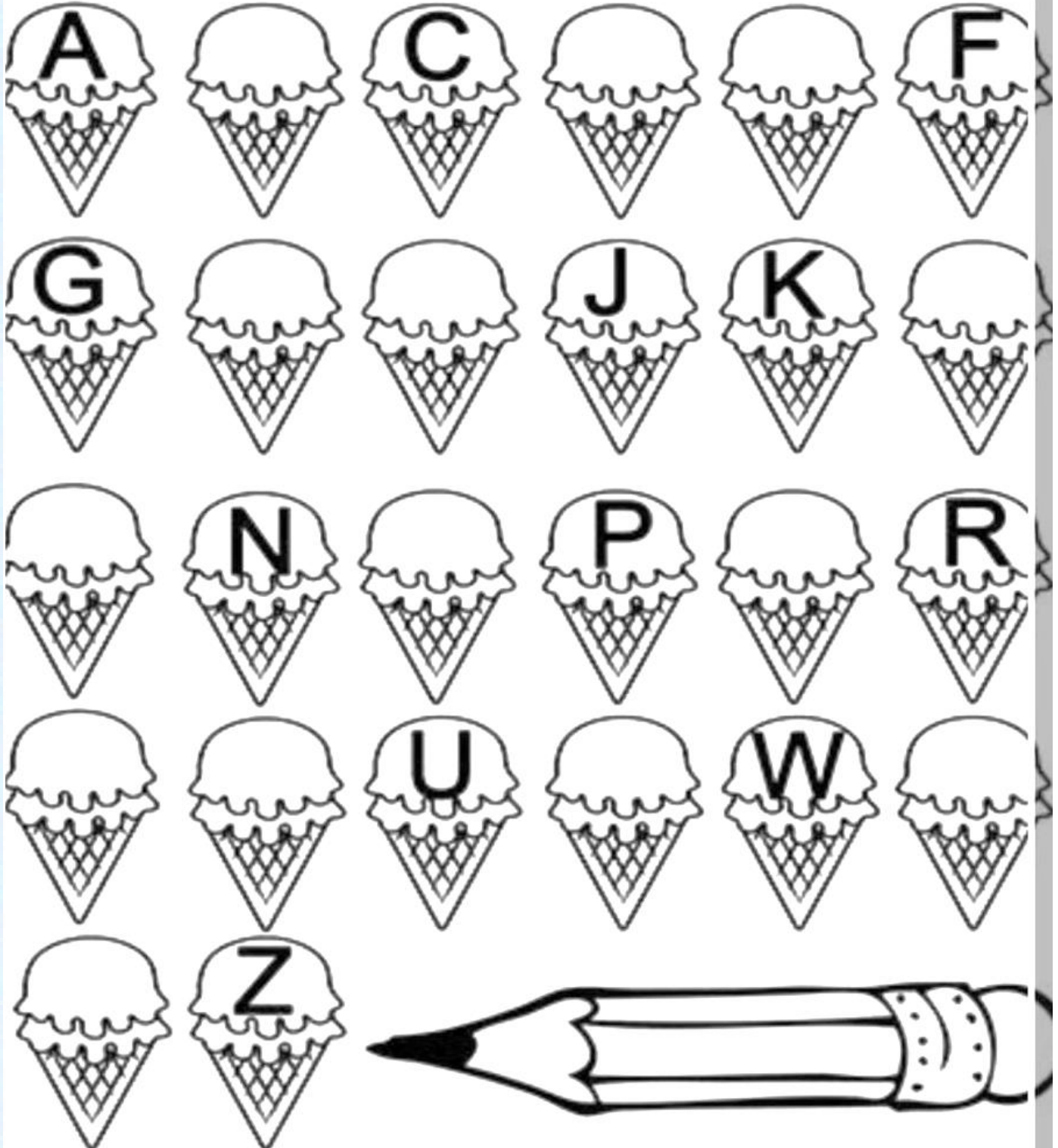
- # Students should complete their holidays homework and submit it positively post vacation. It should be handed over to the grade Incharge in a single clear folder labelled properly with student's name, class and section.
- # Do maximum reading practice at home.
- # Revise all the conversation questions and rhymes whichever already have been done in the class.
- # There will be an English poem recitation competition in the month of July. So prepare one theme full rhyme along with self-introduction

**HAVE FUN !!**



# MISSING LETTERS

Fill in the blanks with the correct letter.



# Alphabet Matching

A

B

C

D

E

F

G

d

f

a

c

g

b

e

Color the beginning sound of each picture.



b

n

z

a



m

v

b

e



r

c

m

i



d

a

l

w



s

e

j

b



a

v

f

o



# Circle the Correct Small Letter



**A**

h

a

b

**B**

p

b

d

**C**

k

d

c

**D**

m

d

b

**E**

e

l

j

**F**

h

f

p

**G**

i

g

q

## LKG ENGLISH WORKSHEET

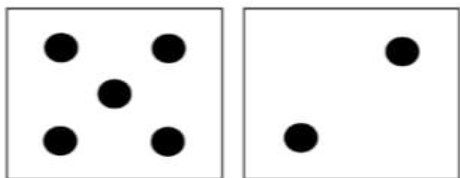
● Write The First Letters For Each Picture.






Subject - Maths

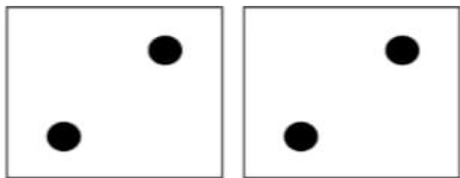
Count and Match.



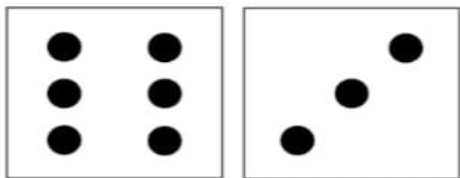
9



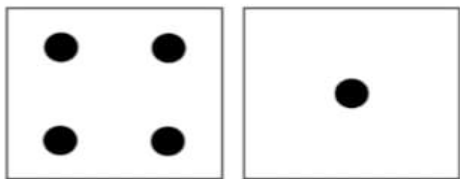
4



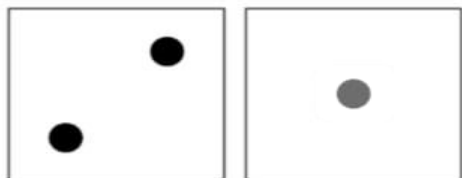
3



7

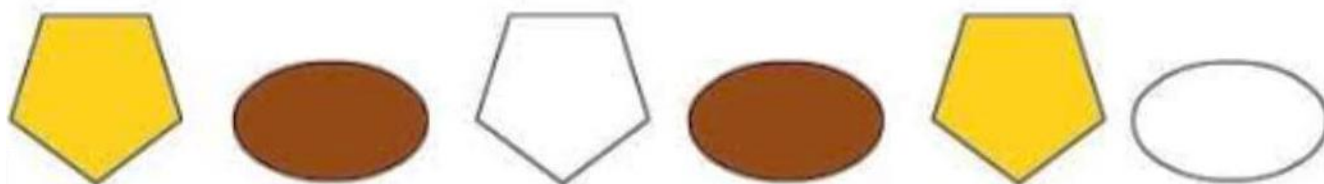
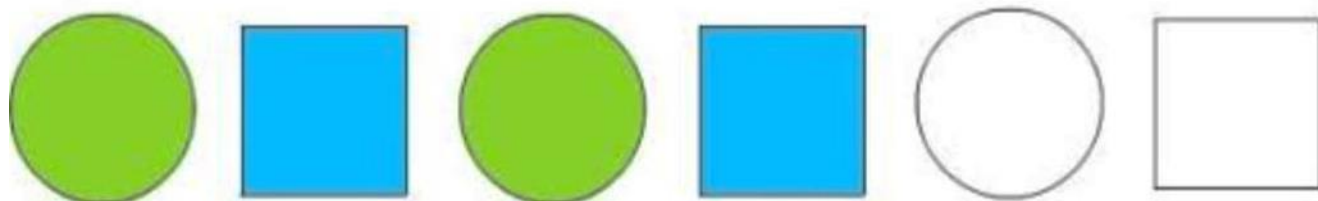


5



8

Color the shape to complete the pattern.



# Tick the correct answer.

Which is bigger?




Which is smaller?



Which is bigger?



Which is smaller?



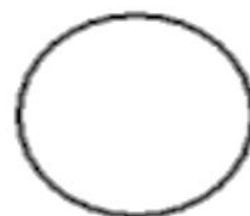
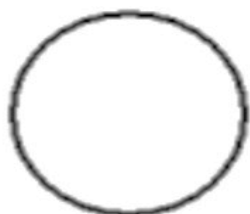
Which is smaller?



Which is bigger?



**Draw a line to connect the shapes that match :**





# Colorful Spring Garden

Count the petals on each flower in the garden.  
Then color the flowers according to the key below.


## COLOR KEY

4 - RED

5 - GREEN

6 - BLUE

8 - ORANGE



# Subject - E.V.S

Find the odd one in the group



# FRUITS AND VEGETABLES

## Identify Fruits

Circle at the pictures that are fruits.



# My Body

How many do you have ? Fill in the blanks. Only use numbers

I have



eyes

I have



mouth

I have



ears

I have



hands

I have



toes

I have



fingers


I have



nose



# All about Me!




My name is

My age is

A Picture of  
me!

i Am A

My hair color is    My eye color is



## Subject - Hindi

चित्र का सही वर्ण को ढूँढ कर गोला बनाओ



आ अ ऊ इ



इ ई ऊ ई



उ ऊ ई ई



आ उ इ उ



ऊ अ ऊ ई



ऊ अ आ अ

सही अक्षर पर गोला लगाओ (अ - अः)



औ ऐ ए



अ ऊ ऋ



उ ओ अः



अ आ ओ



औ अः इ



अं ए इ



उ अ ओ



आ ए ऋ



इ ऊ उ

## चित्र पहचानें और स्वर लिखें



Blank handwriting lines for the word 'Beans'.



Blank handwriting lines for the word 'Guava'.



Blank handwriting lines for the word 'Mango'.



Blank handwriting lines for the word 'Wool'.



Blank handwriting lines for the word 'Fire'.



Blank handwriting lines for the word 'Goggles'.



Blank handwriting lines for the word 'Owl'.



Blank handwriting lines for the word 'Grass'.



Blank handwriting lines for the word 'Camel'.



Blank handwriting lines for the word 'Pomegranate'.



रेखा खीचकर अक्षर को उचित चित्र से मिलाए।



अ

आ

इ

ई

उ

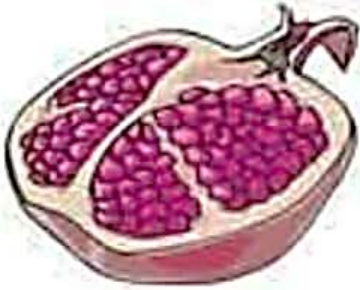
ऊ

ऋ

ए



स्वर अ में गोला लगाएं



अनार



अननस

अ

आ

ऊ

उ

उ

अ

ऊ

अ

अ

आ

