



# Sanskriti KMV SCHOOL

Session-2024-25

Summer Break Assignments

Grade-II

**“School is off as summers in, Let the boredom stop and the Fun begin”**

## Dear Parents

Vacation is a welcome break! It is a golden period for family reunion and utilizing it in the most fruitful manner. So staying inside, beating the scorching heat of summers and to avoid being monotonous few fulfilled activity based tasks have been designed for the students so that they can spend their relaxation time in the most constructive way. But before advancing towards it, few points need to be taken into consideration:

- Students should complete their Holidays Homework and submit it positively post vacation. It should be handed over to the Grade-Incharge in a single clear folder labelled properly with student’ s name, father’ s name, class and section.
- Prioritize their physical fitness. Follow regular Fitness Regime and maintain a balanced diet.
- Encourage your child to adopt any one bird during the vacation. Take proper care by feeding it at regular intervals.
- Involve children in household chores.
- Spend quality time with the grandparents and reduce the screen time.
- Keep a record of places visited, special days enjoyed, with the photograph with you.

Looking forward for a delightful fun filled time ahead!

*Happy Holidays!*

# ENGLISH

1. Read the following passage: -

Chotu was a small boy. He was poor. He swept floors and washed cars in Jhilmil Colony. Chotu wanted to study but had no money to go to school. He did not have parents. He lived on the streets. Big boys often hit him. "Let's find a home for Chotu." Roli said to Moli. They got an idea. Their Aunt Sujatha did not have children. They went to her and told her about the poor boy. Aunt Sujatha was touched and met him. She loved the sweet boy and took him as her son. Chotu got a home and a loving mother. He was very happy.

Answer the questions given below.

i) What work did Chotu do?

Ans:

---

ii) Why did Chotu not go to school?

Ans:

---

• Fill in the blank:-

iii) \_\_\_\_\_ took Chotu as her son.

• Write True/False:-

iv) Chotu got a home and a loving mother - \_\_\_\_\_


• Write the opposite of:- Happy- \_\_\_\_\_

• Do the following pages in **Companion book**:-  
~Describing Words 2b (**Page-22**)



- ~Describing Words 2c (**Page-23**)
- ~Describe the difference between two pictures (**Page-25**)
- ~Use of This,That,These,Those 2e,2f (**Page-26,27**)

## Reading Campaign



### Note-

15 days for Reading Campaign

Note-The information regarding the above campaign will be floated in Class WhatsApp Group.

### **AIL Activity**

**Paste 5 pictures of famous dress forms on A4 sheet and name them.**

**(Roll no: 1 to 15) - Punjab State**

**(Roll no: 16 onwards) - Odisha State**

# Hindi

1. चित्रों को देखिए और सही वर्ण भरकर उनके नाम पूरे कीजिए :-

(स-श)  ...लगम	(वा-बा)  ...ण	(ड़-ड)  पे....
(ड-ढ)  ....लिया	(ए-ऐ)  ....नक	(आ-अ)  ....काश

2. रेखा खींचकर पुल्लिंग से स्त्रीलिंग मिलाइए:-



घोड़ा

शेर

भाई

मामा

बकरा


बकरी

मामी

घोड़ी

शेरनी

बहन





3. दिए गए चित्रों को पहचान कर उनका पुल्लिंग और स्त्रीलिंग लिखिए :-



\_\_\_\_\_



\_\_\_\_\_



\_\_\_\_\_



\_\_\_\_\_



\_\_\_\_\_

4. पंजाब और उड़ीसा राज्य के प्रमुख दर्शनीय स्थलों के चित्र A4 शीट पर चिपकाएँ और उनके नाम लिखें।

## Punjabi

1. ਆਪਣੀ ਪੰਜਾਬੀ ਪਾਠ ਪੁਸਤਕ ਦੇ ਪੰਨਾ ਨੰਬਰ 14 ਤੋਂ 19 ਤੱਕ ਦੀਆਂ ਵਰਕਸ਼ੀਟਾਂ ਪੂਰੀਆਂ ਕਰੋ।

2.

ਕੰਨਾ ਸ਼ਬਦ ਨੂੰ ਸਹੀ ਚਿੱਤਰ ਨਾਲ ਮਿਲਾਓ



ਜਾਲ



ਨਾਗ

ਹਾਰ



ਘੜਾ

ਗਲਾਸ




ਗਾਜਰ

ਗਮਲਾ



ਅਨਾਰ



ਟਮਾਟਰ

ਬਰਸਾਤ



ਤਲਵਾਰ

ਡਾਕਟਰ



3.

ਸਿਹਾਰੀ ਸੁਬਦ ਨੂੰ ਸਹੀ ਚਿੱਤਰ ਨਾਲ ਮਿਲਾਓ



ਦਿਲ



ਲਿਖ



ਨਹਿਰ



ਪਿਨ



ਦਿਨ



ਟਿਕ



ਹਿਰਨ



ਸਿਰ

ਮਿਰਚ



ਸ਼ਹਿਦ



4. ਸਜਾਵਟੀ ਸਮਾਨ ਦੀ ਵਰਤੋਂ ਕਰਦੇ ਹੋਏ ਇੱਕ ਤੋਹਫਾ ਬਣਾਓ । ( ਪੰਜਾਬ ਅਤੇ ਉੜੀਸਾ ਰਾਜ )



5. ਪੰਜਾਬ ਅਤੇ ਉੜੀਸਾ ਰਾਜ ਦੀਆਂ ਖੇਡਾਂ ਨਾਲ ਸੰਬੰਧਿਤ ਹੇਠਾਂ ਦਿੱਤੀਆਂ ਗਈਆਂ ਤਸਵੀਰਾਂ ਵਿੱਚ ਰੰਗ ਭਰੋ:-

ਹਾਕੀ





# वधडी



# MATHS

Add the numbers and write down the correct answer.

$$\begin{array}{r} 1) \\ + 51 \\ \hline 42 \\ \hline \end{array}$$

$$\begin{array}{r} 2) \\ + 37 \\ \hline 42 \\ \hline \end{array}$$

$$\begin{array}{r} 3) \\ + 42 \\ \hline 36 \\ \hline \end{array}$$

$$\begin{array}{r} 4) \\ + 52 \\ \hline 34 \\ \hline \end{array}$$

$$\begin{array}{r} 5) \\ + 33 \\ \hline 35 \\ \hline \end{array}$$

$$\begin{array}{r} 6) \\ + 27 \\ \hline 62 \\ \hline \end{array}$$

$$\begin{array}{r} 7) \\ + 11 \\ \hline 34 \\ \hline \end{array}$$

$$\begin{array}{r} 8) \\ + 67 \\ \hline 12 \\ \hline \end{array}$$

$$\begin{array}{r} 9) \\ + 34 \\ \hline 42 \\ \hline \end{array}$$

$$\begin{array}{r} 10) \\ + 23 \\ \hline 45 \\ \hline \end{array}$$

$$\begin{array}{r} 11) \\ + 34 \\ \hline 25 \\ \hline \end{array}$$

$$\begin{array}{r} 12) \\ + 42 \\ \hline 31 \\ \hline \end{array}$$

SUBTRACTION OF TWO DIGIT NUMBERS WITH REGROUPING

$$\begin{array}{r} 54 \\ -26 \\ \hline \end{array}$$

$$\begin{array}{r} 83 \\ -45 \\ \hline \end{array}$$

$$\begin{array}{r} 95 \\ -58 \\ \hline \end{array}$$

$$\begin{array}{r} 35 \\ -17 \\ \hline \end{array}$$

$$\begin{array}{r} 75 \\ -39 \\ \hline \end{array}$$

$$\begin{array}{r} 54 \\ -28 \\ \hline \end{array}$$

$$\begin{array}{r} 58 \\ -29 \\ \hline \end{array}$$

$$\begin{array}{r} 53 \\ -37 \\ \hline \end{array}$$

$$\begin{array}{r} 72 \\ -28 \\ \hline \end{array}$$




AIL – Observe the famous buildings of Punjab and Odisha, colour them also. Write the letters which are made of straight lines and curved lines in the names of the buildings:

Straight line letters :

Curved lines letters:

# Jallianwala Bagh




# *Sun Temple, Konark*





# Evs

A. Write **P** for foods we get from plants and **A** for foods we get from animals:



B. Name the following:

1. Foods that give us energy

(a) \_\_\_\_\_ (b) \_\_\_\_\_ (c) \_\_\_\_\_

2. Food products made from milk

(a) \_\_\_\_\_ (b) \_\_\_\_\_ (c) \_\_\_\_\_

3. Foods that help us to grow

(a) \_\_\_\_\_ (b) \_\_\_\_\_ (c) \_\_\_\_\_

4. Food we get from plants

(a) \_\_\_\_\_ (b) \_\_\_\_\_ (c) \_\_\_\_\_

5. Foods that keep us healthy

(a) \_\_\_\_\_ (b) \_\_\_\_\_ (c) \_\_\_\_\_



Q: Fill in the blanks with the correct answers from the word bank below:

handlebars , helmet , head , seatbelts , crossing



Don't put your \_\_\_\_\_ out of the window.



Put both hands on the \_\_\_\_\_ while cycling.



Wear a \_\_\_\_\_ when you are riding a bicycle.



Look both ways before \_\_\_\_\_ the road.



Fasten your \_\_\_\_\_ when you are sitting in the car.

**Q 3 Draw your favourite summer food and colour it. Write down its benefits in the space given below :-**

**Benefits of your favourite food :-**

---

---

**Read Chapter 1, 2, 3**


**A I L - Punjab and Odisha**

**Paste the pictures of famous food items of Punjab and Odisha with their names on A4 sheet.**

# Computers

Write the parts of the computer  
using help box

keyboard	cpu	laptop
mouse	speaker	scanner
printer	monitor	pendrive



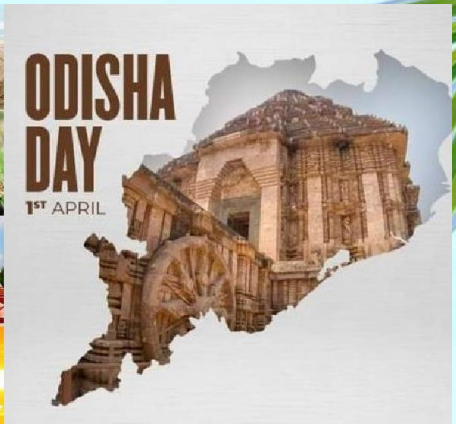



**MATCH THE FOLLOWING:**

	Listen to music
	Type a document
	Play games
	Send Email
	Browse Internet

**IDENTIFY AND LABEL THE PARTS OF MOUSE:**






*Neha went to Odisha in summer vacations. She used the various devices while exploring Puri, Golden and Gopalpur beaches in Odisha. Look at the pictures and name them:*



\_\_\_\_\_



\_\_\_\_\_



\_\_\_\_\_



\_\_\_\_\_



## ARTS

Make one attractive pen stand with ice cream sticks. Example is given for an idea.

