



Sanskriti KMV SCHOOL

Session-2024-25

Summer Break Assignments

Grade-I

“School is off as summers in, Let the boredom stop and the Fun begin”

Dear Parents

Vacation is a welcome break! It is a golden period for family reunion and utilizing it in the most fruitful manner. So staying inside, beating the scorching heat of summers and to avoid being monotonous few fulfilled activity based tasks have been designed for the students so that they can spend their relaxation time in the most constructive way. But before advancing towards it, few points need to be taken into consideration:

- Students should complete their Holidays Homework and submit it positively post vacation. It should be handed over to the Grade-Incharge in a single clear folder labelled properly with student’ s name, father’ s name, class and section.
- Prioritize their physical fitness. Follow regular Fitness Regime and maintain a balanced diet.
- Encourage your child to adopt any one bird during the vacation. Take proper care by feeding it at regular intervals.
- Involve children in household chores.
- Spend quality time with the grandparents and reduce the screen time.
- Keep a record of places visited, special days enjoyed, with the photograph with you.

Looking forward for a delightful fun filled time ahead!

Happy Holidays!

English

##Read the following passage:

It was a beautiful afternoon. The sun was bright in the sky.

It shown over the hills , meadows and the castle.

It shown in the barnyard where the noisy rooster crowed.

In the garden , the birds were singing.

Tick the correct option:-

1. What was bright in the sky ?

a). Sun () b) Moon ()

2. Where were the birds singing?

a) garden () b) House ()

3. It was a beautiful _____.

a) morning () b) afternoon ()

4. The sun shone in the _____.

a) barnyard () b) garden ()

#Find out from the Letter Maze seven Common Nouns and seven Proper Nouns .

—	R	A	J	I	V	S	—	—
B	A	L	L	—	K	O	—	—
—	M	I	—	—	A	N	T	T
—	D	O	G	U	N	I	—	O
P	—	N	A	G	P	U	R	M
E	—	—	A	S	U	R	A	T
N	—	—	S	—	R	A	T	—

Common Nouns

1. B _____
2. D _____
3. L _____
4. P _____
5. G _____
6. A _____
7. R _____

Proper Nouns

1. R _____
2. R _____
3. K _____
4. N _____
5. T _____
6. S _____
7. S _____

Look at the pictures and complete the words by supplying the missing vowels.



B _ _ ll



B _ _ t



F _ _ n



G _ _ n



H _ _ t



C _ _ p



T _ _ p



C _ _ p



D _ _ g




D _ _ sh



F _ _ x



Sh _ _ p



Reading Campaign

15 days for Reading Campaign

Read these two story books - (3) The Post Office

(4) Arun Helps Amma

Learn the spellings of four words daily from the above mentioned books and write on A4 sheet.

Do pages 16, 17, 18, 19 in Little Thinker language art book.

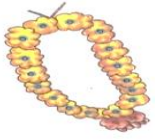
AIL ACTIVITY:- Paste the pictures of famous places of Odisha and Punjab on A4 sheet (each five)

(Roll no : 1 to 17) - Punjab State


(Roll no 18 : onwards)- Odisha State

Hindi

1. दिए गए चित्रों के नाम पूरे कीजिए --



म...ल...



फ...टक



क...न



ब...दल



टम...टर




अखब...र



डा...या



...मान



...ताब



...मटा



त...या



साइ...ल

2.



डा...



अलमा...



ब...चा



...रा



...र



कक...

3.

सीमा और मीरा

मीरा, सीमा की बड़ी बहन थी।
वह चावल की खीर खाकर पाठशाला गई।



मीरा अपनी किताब पढ़ रही थी।
वह एक कहानी पढ़ रही थी।

कहानी एक लड़की की थी।
कहानी का नाम था—
भली लड़की की बात।



वह लड़की बड़ी भली थी।
वह सबकी मदद करती थी।

अभ्यास

1. बताओ—

- क. सीमा की बड़ी बहन कौन थी? **मीरा**
- ख. मीरा क्या पढ़ रही थी?
- ग. कहानी का क्या नाम था?

2. चित्र का नाम लिखो—



..... **मछली**



4.

5. रंगों के नाम लिखो :-

1. _____

2. _____

3. _____

4. _____

5. _____

6. अंगों के नाम लिखो :-

1. _____

2. _____

3. _____

4. _____

5. _____

7. किन्ही पाँच फलों एवं सब्जियों के नाम लिखो अथवा उनके चित्र बनाकर उनमें

रंग भरें On A4 sheet.

AIL ACTIVITY:- ओडीशा और पंजाब के परंपरागत पोशाकों के चित्र A4 शीट पर चिपकाएं ।

Punjabi

1. चिੱਤਰ ਵਿੱਚ ਰੰਗ ਭਰ ਕੇ ਅੱਖਰਾਂ ਦਾ ਸਹੀ ਮਿਲਾਨ ਕਰੋ।



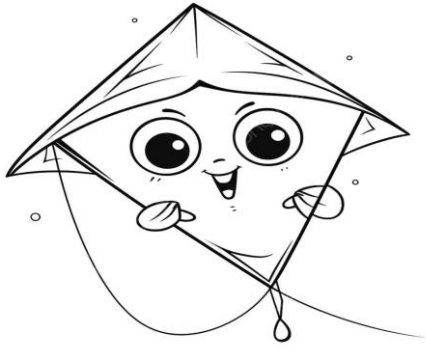
(i)

ਖ




(ii)

ੳ




(iii)

੨



(iv)

੫



(v)

੩



(vi)

੬



(vii)

ॡ




(viii)

ॢ

ਨੋਟ:- ਪੰਜਾਬ ਅਤੇ ਉੜੀਸਾ ਦੇ ਲੋਕ ਨਾਚ ਦੇ ਚਿੱਤਰ ਵਿੱਚ ਰੰਗ ਭਰੇ।

ਪੰਜਾਬ



ਉੜੀਸਾ



* ਪੰਜਾਬੀ ਵਰਨਮਾਲਾ ਦੀ ਵੀਡੀਓ ਨੂੰ ਰੋਜ਼ ਦੇਖ ਕੇ ਪੰਜਾਬੀ ਵਰਨਮਾਲਾ ਯਾਦ ਕਰੋ।(ੳ-ੜ ਤੱਕ)

* ਸਜਾਵਟੀ ਸਮਾਨ ਦੀ ਵਰਤੋਂ ਕਰਦੇ ਹੋਏ ਕੋਈ ਇੱਕ ਤੋਹਫ਼ਾ ਬਣਾਓ।

EVS

Now, tell us about yourself.



1. My name is

2. I am a (boy/girl)

3. I am years old.

4. My **mother's** name is
.....

5. My **father's** name is
.....

6. The name of my **school** is


7. I am in **class** **section**

8. My **telephone number** is


9. My **birthday** is on

10. is my best **friend**.

Paste your
photograph
here.



2.Fill in the blanks to make a badge for yourself.



My badge

Match the community helpers to the right picture

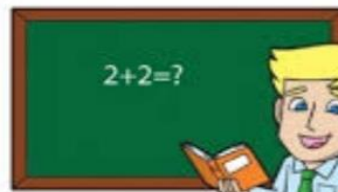
Policeman

Garbage collector

Teacher

Nurse

Fireman



3.

Here are the pictures of places that could be in a neighborhood. Write the name of these places.



- hospital
- bakery
- library
- museum
- bank
- fire station
- park
- school
- post office
- bus stop
- restaurant
- supermarket
- police station

Take help from help box:-


1. _____ 2. _____ 3. _____
 4. _____ 5. _____ 6. _____
 7. _____ 8. _____ 9. _____

AIL ACTIVITY:- Paste the pictures of traditional food items of Odisha and Punjab

on A4 sheet (each five).


Maths

1. Fill in the blanks with **longer, shorter or taller**.

a.  The comb is _____ than the straw.

b. The colour is _____ than the eraser. 

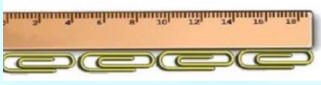
c. The giraffe is _____ than the monkey. 

d. The boy is _____ than the girl. 

2. Count the number of non - standard units needed to measure each object.




a. The pencil box is _____ eraser long.

b. The ruler is _____ paper clips long. 



c. The pencil is _____ paper clips long.

3. Circle the longer one.






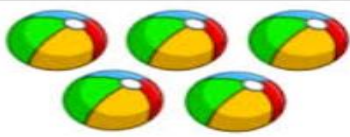








4. Complete the words (non - standard units of measurement).

a) H _ _ D S P _ _




































c) C _ B _ T

b) L _ _ G _ H

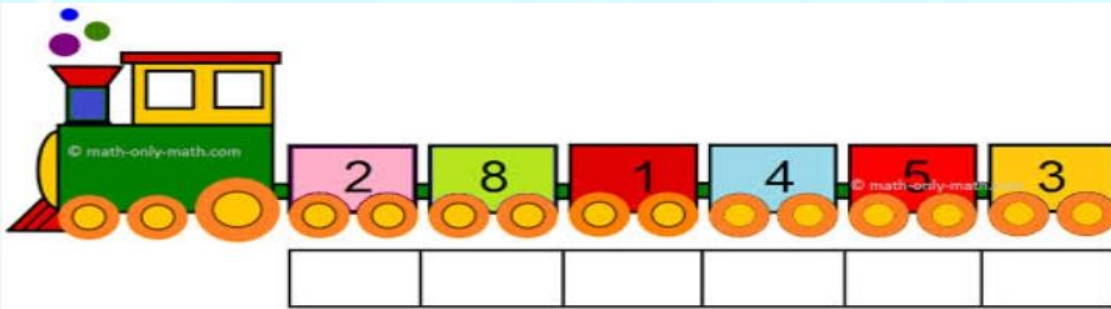
d) H _ _ G _ T

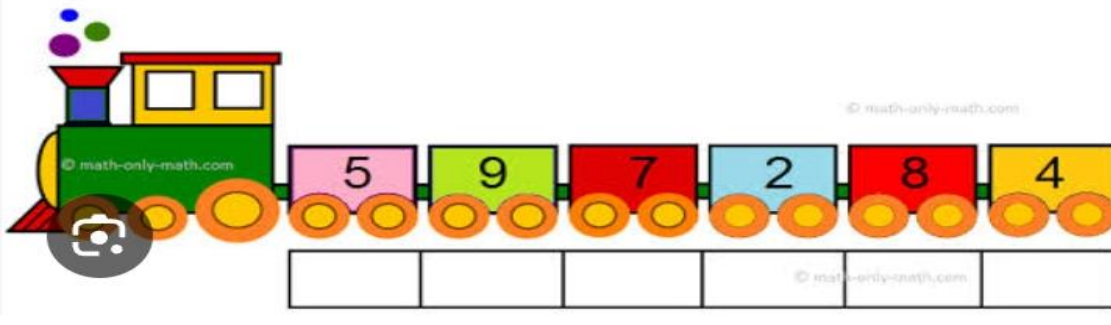
6. What comes Before, After and in Between?

BEFORE	BETWEEN	AFTER
 ← 	  	 → 
 ← 	  	 → 
 ← 	  	 → 
 ← 	  	 → 
 ← 	  	 → 

7. Arrange the numbers from smallest to biggest.

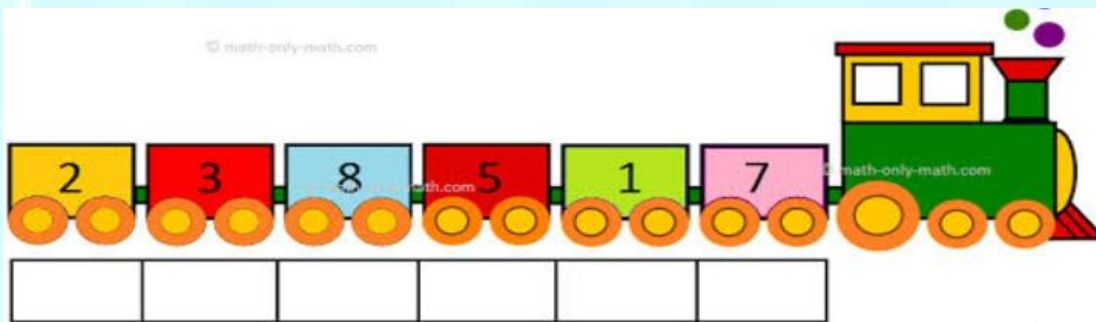


A colorful train with a green engine and six numbered cars. The numbers in the cars are 2, 8, 1, 4, 5, and 3. Below the train is a row of six empty boxes for the answer.

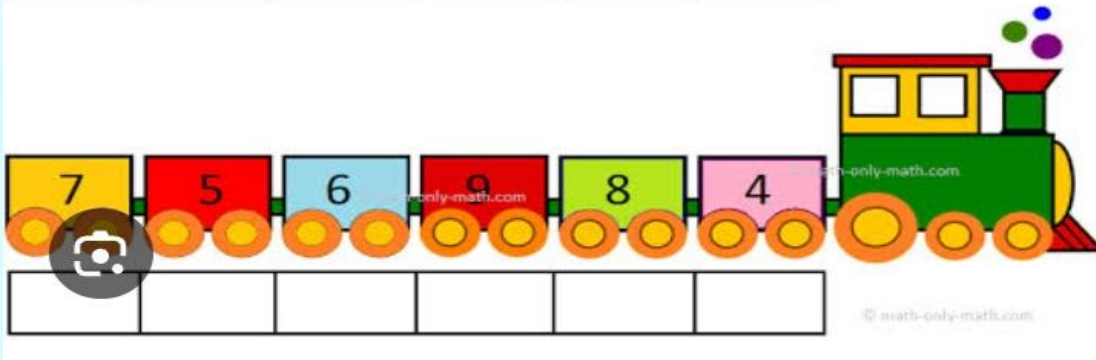


A colorful train with a green engine and six numbered cars. The numbers in the cars are 5, 9, 7, 2, 8, and 4. Below the train is a row of six empty boxes for the answer.

8. Arrange the numbers from biggest to smallest.



A colorful train with a green engine and six numbered cars. The numbers in the cars are 2, 3, 8, 5, 1, and 7. Below the train is a row of six empty boxes for the answer.



A colorful train with a green engine and six numbered cars. The numbers in the cars are 7, 5, 6, 9, 8, and 4. Below the train is a row of six empty boxes for the answer.

9. Fill in the blanks.

a) One before the number 8 is _____

b) One after the number 3 is _____

c) One more than the number 6 is _____

d) The number between 8 and 10 is _____

e) The number between 3 and 5 is _____

10. Write the Number names

a) 8 - _____

b) 6 - _____

c) 14 - _____










d) 17 - _____

e) 20 - _____

###ACTIVITY:- Paste pictures of five famous cities of Punjab and Odisha each on A4 sheet. Count the numbers of letters in the name of each city and write their number name.

Computer

A. Look at the pictures carefully. Place the colour **green** in the box if it is **not a machine** and **blue** if it is a **machine**

 <input type="text"/> Not machine machine	 <input type="text"/> Not machine machine	 <input type="text"/> Not machine machine
 <input type="text"/> Not machine machine	 <input type="text"/> Not machine machine	 <input type="text"/> Not machine machine
 <input type="text"/> Not machine machine	 <input type="text"/> Not machine machine	 <input type="text"/> Not machine machine

B. Choose and write the correct use of computer as shown in the picture:-

1.



2.



3.



4.



5.



To type letters

To listen to music


To draw and color

To solve sums

To book tickets online

C. Colour the following temples of state Odisha:-

Konark temple



Jagannath temple



Arts

Make attractive photo frame with ice cream sticks.

Examples are there

