



**Sanskriti KMV SCHOOL, JALANDHAR**  
**SUMMER HOLIDAYS HOMEWORK- MAY 2023**

**CLASS-NURSERY**

Dear parents,

As summer vacations begin, it is time for our students to enjoy and nurture their bond with family, friends and relatives. Children are born with creativity and the innate curiosity to learn about the things around them. It is important to help them keep their spark alive and make learning fun.

We have planned a few worksheets and activities to keep them engaged. Encourage your child to do the assigned work and not do it yourself.

We wish you and your family a safe and enjoyable summer holidays.

Warm regards

Principal









# LISTEN , WATCH AND LEARN

Reading is fun!

Avoid screen watching. When children are made to listen to stories, their concentration, patience and imagination improves. The joy of reading is one of the treasures you can give your child.

Read stories with bright pictures and drawings.

- A few books you can read are mentioned below. You can add as many as you can!



Narrate stories from the mythology to create an interest in their minds about our Indian culture



## Start speaking to learn English

Encourage your child to talk in English at home using simple sentences.

We teachers teach our children to use simple sentences.

You can encourage them to speak sentences like:

\*Please give me something to eat.

\*please give me water (or anything else)

\*I am feeling sleepy.

\*I am feeling hungry.

\*May I go to play.

- I have finished my work/ food.

- Use English names for simple household articles.


If we teachers and parents together make sincere efforts, we can help our children to learn to understand and speak English well.





# LIFE SKILLS

Life skills refer to the skills which help the child to become confident and independent in life. Encourage your child to do the following activities



Learn to make your bed Arrange your books neatly



Dress yourself



Button your shirt



Learn to fold clothes



Tie your shoelaces



Chew with your mouth closed



# MOTOR SKILLS

**Motor skills** are actions that involve the movement of muscles in our body. It is vital to work on the motor skills of our children at this age. Encourage your ward to do the following activities :-



**Make a paper clip chain**



**Dribble your ball**



**Tell a story using puppets**



**Play with Lego**

## ➤ **Motor Skill Activities**


- Crumble a news paper and paste the balls on a sheet.
- Take old pictures and do tearing and pasting activity.
- Make different shapes with clay and paste them on a sheet.
- Do thread and bead or pasta activity.



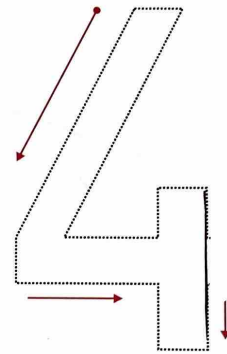


# WORKSHEET-1

## **Numeral 4:four**

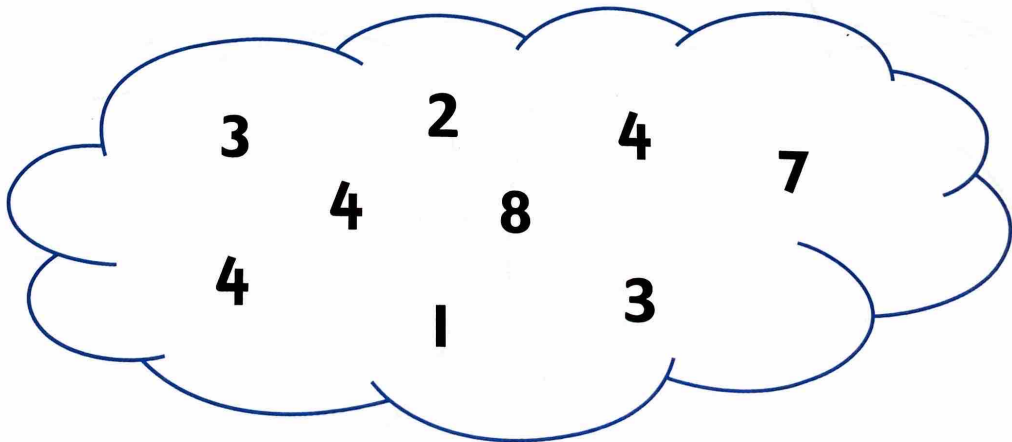


Trace the numeral 4.



four


Circle the numeral 4.



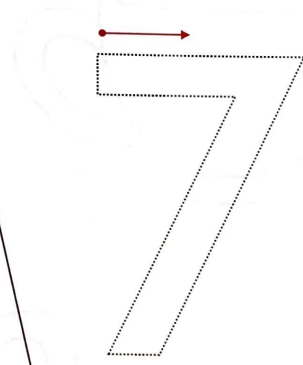
ENCOURAGE YOUR CHILD TO PLACE FINGER ON PICTURE AND COUNT THE NUMBER OF BUTTERFLIES.  
USE ANY 4 IDENTICAL OBJECTS AT HOME AND MAKE YOUR CHILD COUNT THEM

# WORKSHEET-2

## **Numeral 7: seven**




Trace the numeral 7.



seven



Circle the numeral 7.



ENCOURAGE YOUR CHILD TO PLACE FINGER ON PICTURE AND COUNT THE NUMBER OF FISH.  
USE ANY 7 IDENTICAL OBJECTS AT HOME AND MAKE YOUR CHILD COUNT THEM



## WORKSHEET-3





**\*ENCOURAGE THE CHILD TO NAME THE COLOUR AND SHAPE.**

**\*COLOUR THE CIRCLE USING PLASTIC CRAYON.**

**\*ASK YOUR CHILD TO MENTION OBJECTS OF YELLOW COLOUR.**



## WORKSHEET-4





ENCOURAGE THE CHILD TO NAME THE COLOUR  
AND SHAPE.

\*COLOUR THE SQUARE USING PLASTIC CRAYON.

\*ASK YOUR CHILD TO MENTION OBJECTS OF RED  
COLOUR.



## WORKSHEET-5




ENCOURAGE THE CHILD TO NAME THE COLOUR AND FRUIT

\*COLOUR THE APPLE USING PLASTIC CRAYON.

\*ASK YOUR CHILD TO MENTION OTHER RED COLOURED  
FRUITS



## WORKSHEET-6




ENCOURAGE THE CHILD TO NAME THE OBJECT AND  
ITS COLOUR.

- \*COLOUR THE LEAF USING PLASTIC CRAYON.
- \*TAKE YOUR CHILD TO A GARDEN AND MAKE HIM  
TOUCH LEAVES OF DIFFERENT TREES.



# WORKSHEET-7




NOTE: USE PLASTIC CRAYONS TO COLOR IN THE BALLOONS.

ENCOURAGE YOUR CHILD TO COLOR INSIDE THE LINES AND TO SAY THE COLOR NAME WHILE COLORING.



## WORKSHEET-8



ENCOURAGE THE CHILD TO NAME THE OBJECT AND ITS COLOUR.

\*COLOUR THE SUN USING PLASTIC CRAYON.

\*TAKE YOUR CHILD TO WATCH SUNRISE AND SUNSET



# WORKSHEET-9

## MY BODY

eye

nose

hair

teeth

arm

neck

mouth

knee

ear

hand

foot

leg



NOTE: USE A PENCIL TO JOIN NAME OF THE BODY PART TO THE PICTURE. AS CHILDREN ARE YET NOT ABLE TO READ BY THEMSELVES, PLEASE READ OUT THE BODY PART AND TELL THE CHILD TO RECOGNIZE ON THE PICTURE AND THEN HELP TO MATCH.



## ENGLISH

- \* DO PRACTICE OF BOTH CURVES
- \* MAKE TWO DOTS ONLY
- \* TWO PAGES EACH IN ENGLISH NOTEBOOK

\* DO PRACTICE OF LETTER-  
L, T, H, I, E, F

- \* ONE PAGE EACH IN ENGLISH NOTEBOOK

## MATHS

\* DO PRACTICE OF NUMBERS-1, 4, 7

- \* ONE PAGE EACH IN MATHS NOTEBOOK

## ORAL REVISION

\* REVISE PREVIOUSLY DONE  
ENGLISH AND HINDI RHYME.

• BODY PARTS.

• FRUIT NAMES

\*. VEGETABLE NAMES

\*. COLOUR NAMES

\*. CONVERSION SENTENCES.

\*. QUESTION AND ANSWERS