



Sanskriti KVM SCHOOL, JALANDHAR
SUMMER HOLIDAYS HOMEWORK- MAY 2023

CLASS-LKG

Dear parents,

As summer vacations begin, it is time for our students to enjoy and nurture their bond with family, friends and relatives. Children are born with creativity and the innate curiosity to learn about the things around them. It is important to help them keep their spark alive and make learning fun.

We have planned a few worksheets and activities to keep them engaged. Encourage your child to do the assigned work and not do it yourself.

We wish you and your family a safe and enjoyable summer holidays.

Warm regards

Principal

FUN TIME!

Enjoy singing all rhymes done in school.

Have plenty of happy times revising all conversation questions and answers

Enjoy happy screen time watching cartoons and animated movies

**Yeah!!! My summer vacations!!
BE FIT**

Brush your teeth twice a day.
Go on walks and exercise daily

Avoid using mobile phone
Bathe daily. Clip your nails at regular intervals

Eat a healthy diet, enjoy all summer fruits.

MAGIC PENCIL!!!

Let's enjoy doing our homework!!!

*A-Z- 3 times. Print letters-c, a, d, m, s, t, l, f, r- 2 times

*Family words-am, as, at- 2 times

*स्वर- 5 times

*श्रुतलेख - 3 times

*Maths : counting (1-40) 5 times

*Dodging (1-40) 3 times

Special note: prepare your child for an hindi rhyme competition which will be held in July'23.

The rhyme has to be out of syllabus.

Get the rhyme approved by your class-teacher.

As criteria of judgement includes actions and props, practice daily with props.

WORKSHEET-1



HAPPY KITTY!!

JOIN THE DOTS OF LETTER IN
SEQUENCE TO MAKE A HAPPY KITTEN

WORKSHEET-2



Blank handwriting lines for the word 'Apple'.




Blank handwriting lines for the word 'Boy'.




Blank handwriting lines for the word 'Tiger'.



Blank handwriting lines for the word 'Girl'.




Blank handwriting lines for the word 'Elephant'.



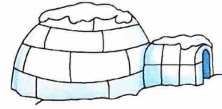
Blank handwriting lines for the word 'Fish'.



Blank handwriting lines for the word 'Grapes'.



Blank handwriting lines for the word 'Hat'.



Blank handwriting lines for the word 'Ice cream'.



Blank handwriting lines for the word 'Pitcher'.



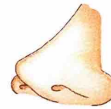
Blank handwriting lines for the word 'Kite'.



Blank handwriting lines for the word 'Lantern'.



Blank handwriting lines for the word 'Mug'.



Blank handwriting lines for the word 'Nose'.




Blank handwriting lines for the word 'Owl'.



Blank handwriting lines for the word 'Bird'.



Blank handwriting lines for the word 'Leaf'.



Blank handwriting lines for the word 'Basket'.



Blank handwriting lines for the word 'Cow'.



Blank handwriting lines for the word 'Tomato'.



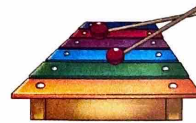
Blank handwriting lines for the word 'Umbrella'.



Blank handwriting lines for the word 'Vase'.




Blank handwriting lines for the word 'Watermelon'.



Blank handwriting lines for the word 'Xylophone'.



Blank handwriting lines for the word 'Sandwich'.



Blank handwriting lines for the word 'Saw'.

PHONO-FRIEND!!
RECOGNISE THE PICTURE AND
WRITE THE ALPHABET

WORKSHEET-3

A A V A

D D D D

M H H H

P P Q P

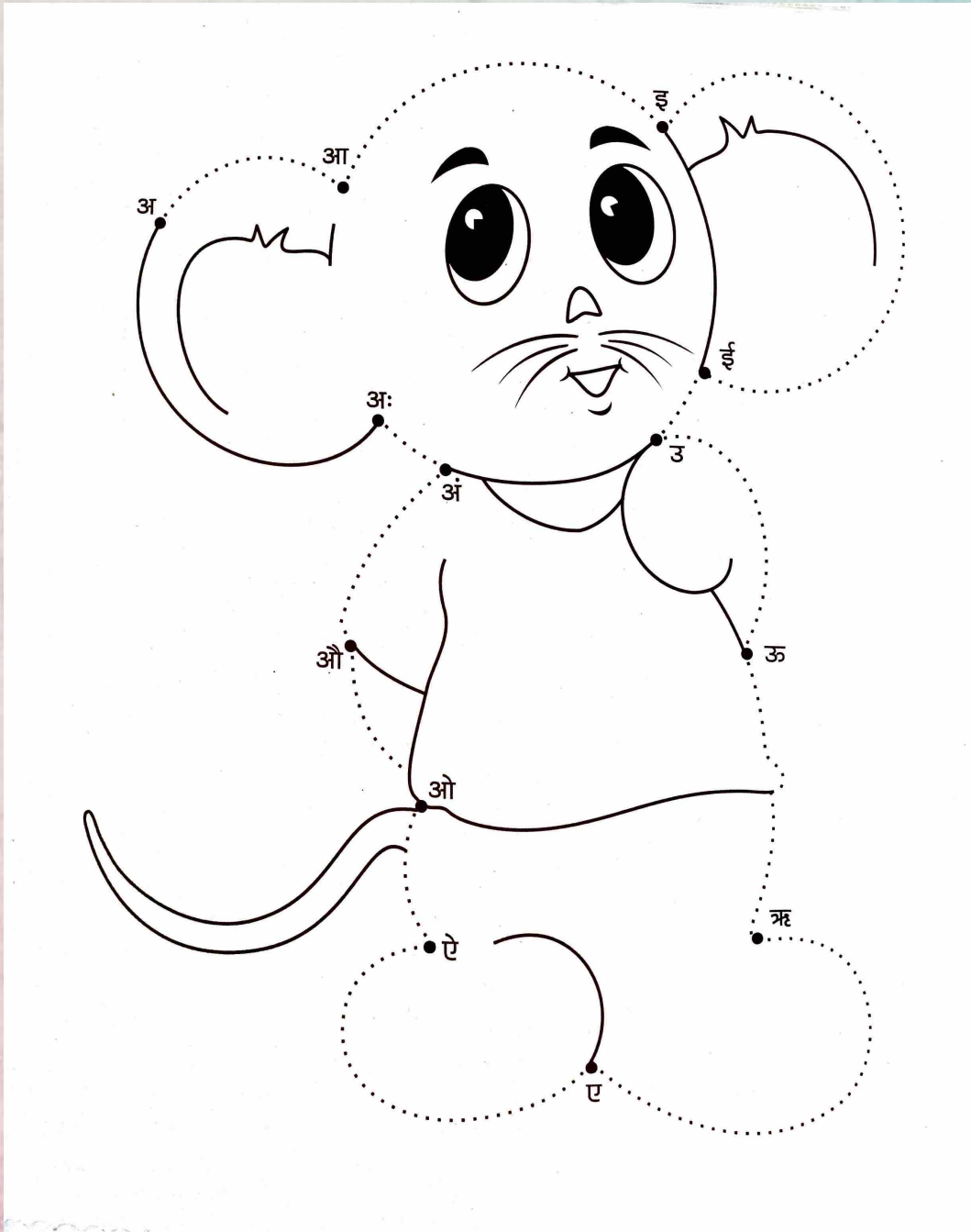
E E E E

Z Z Z W

ODD ONE !!!

RECOGNISE THE LETTER AND IDENTIFY
THE CORRECT FORMATION. CIRCLE THE
WRONG IN EACH ROW

WORKSHEET-4



JOIN THE DOTS OF SWAR IN SEQUENCE
TO MAKE A HANDSOME MOUSE

WORKSHEET-5


* चित्र देखकर अक्षर से मिलान करो:-



आ



अ



उ



अं


WORKSHEET-6

Class: L.K.G: _____ Grade: _____


चित्र देखकर अक्षर से मिलान करो:-



उ
















ओ



ए

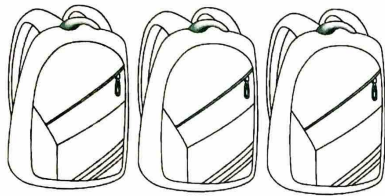
WORKSHEET-7

 <input type="text"/>	 <input type="text"/>	 <input type="text"/>	 <input type="text"/>
 <input type="text"/>	 <input type="text"/>		 <input type="text"/>
 <input type="text"/>			 <input type="text"/>
 <input type="text"/>	 <input type="text"/>	 <input type="text"/>	 <input type="text"/>

चित्र देखकर अक्षर लिखें

WORKSHEET-8

Count the number of given objects and ring the correct number.




3

6



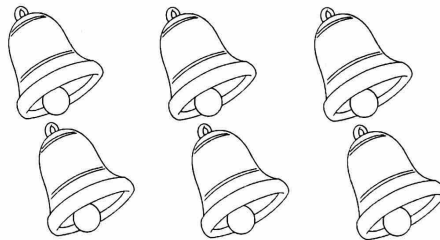
2

4



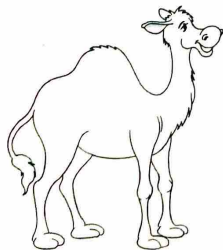
1

2



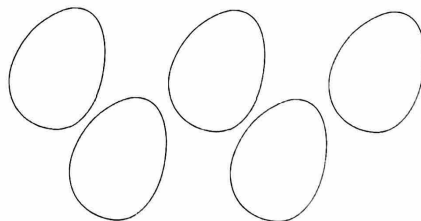
6

3



4

1



5

2

WORKSHEET-9

Colour the given number of squares.

4								
---	--	--	--	--	--	--	--	--


2								
---	--	--	--	--	--	--	--	--

6								
---	--	--	--	--	--	--	--	--

3								
---	--	--	--	--	--	--	--	--

1								
---	--	--	--	--	--	--	--	--

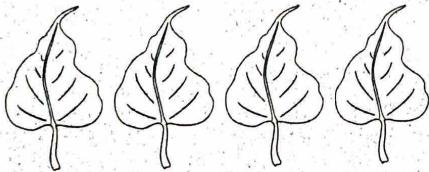
WORKSHEET-10



4 6 2 5



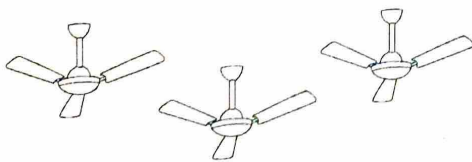
5 1 3 2



3 6 2 4



1 5 4 2



6 3 5 1

COUNT THE OBJECTS AND CIRCLE THE
CORRECT NUMBER