



Sanskriti KMV SCHOOL

Session-2023-24

Summer Break Assignments


Grade-III

**“School is off as summer’s in,
Let the boredom stop and the FUN begin”**

Dear Parents,

Vacation is a welcome break! It is a golden period for family reunion and utilizing it in the most fruitful manner. So staying inside, beating the scorching heat of summers and to avoid being monotonous few fulfilled activity based tasks have been designed for the students so that they can spend their relaxation time in the most constructive way. But before advancing towards it, few points need to be taken into consideration:

- Summer Break: -28th, May, 2023 to 2nd, July 2023. School will reopen on 3rd, July 2023.
- Students should complete their Holidays Homework and submit it positively post vacation. It should be handed over to the Grade-Incharge in a single clear folder labelled properly with student’s name, father’s name, class and section



- Prioritize their physical fitness. Follow regular Fitness Regime and maintain a balanced diet.

- Involve children in household chores

- Encourage your child to adopt any one bird during the vacation.

Take proper care by feeding it at regular intervals.

- Spend quality time with the grandparents and reduce the screen time

- Keep a record of places visited, special days enjoyed, with the photograph in a scrap book.

Looking forward for a delightful fun filled
time ahead!

HAPPY HOLIDAYS!

PRINCIPAL



ENGLISH

Mindblowing Facts!

1. Soil is full of life.
2. It snows in Sahara Desert.
3. There is enough gold inside Earth to coat the planet.
4. Human beings can use only a small fraction of Earth's water.
5. Lemons float but limes sink.
6. No number before 1000 contains the letter 'A.'
7. Bees can fly higher than Mount Everest.
8. Bees can make coloured honey.
9. Climate change is causing flowers to change colour.
10. Active bacteria found in curd helps in digestion.



1. My childhood nickname is _____.
2. My biggest role model is _____.
3. My hobby I could never give up is _____.
4. I am good at _____.
5. My favourite comfort food is _____.
6. If I could have any superpower, it would be _____.
7. The person in my family with whom I share a good bonding is _____.
8. In an emergency, the first call I will make to _____.



1.

Practices the Plural Rules

Write the plural noun for each of the word below.

Remember to follow the rules for each one.

Rule #1 Regular Plural add s

cat	
bed	
cup	
paper	
pillow	

plate	
table	
tree	
pen	
door	

Rule #2 Words ending in ch, sh, s, x, and z

porch	
box	
wish	
glass	
buzz	

brush	
church	
fox	
bus	
watch	

Rule #3 & 4 Words ending in " y "

candy	
baby	
monkey	
story	
pony	
boy	

fairy	
toy	
puppy	
turkey	
day	
bunny	



2. Fill the correct verb in blanks.

bake	naps	play	walked	see
sat	barked	run	hopped	jump

1. I am going to help Nana _____ a cake.

2. The cat _____ on the mat.



3. The bunny _____ away.

4. I can _____ over the wall.



5. Jim _____ in the chair.

6. The dog _____ at the man.


7. I _____ a big rat.



8. Tim _____ to school today.

9. I will _____ up the hill.

10. Dan will _____ with you.





3. Do Page 19 to 22 of the English Companion.

4. Learn and Revise work done in book and notebook.

5. AIL Activity

Roll No 1 to 15

Paste the pictures of crops of Odisha on A4 sheet and name them.

Roll No 16 Onwards

Paste the pictures of crops of Punjab on A4 sheet and name them.

Ques 6. Reading Campaign Activity.



15 DAYS OF READING CAMPAIGN

Note: The information regarding the above activity will be floated in Class WhatsApp group.





HINDI




१-उड़ीसा एवं पंजाब के प्रमुख त्योहारों के चित्र चिपकाकर तीन-तीन लाइनें लिखें। (ए4 शीट)

२-भारत के तीन प्रमुख ऋतुओं गर्मी ,बरसात एवं शीत ऋतु के विषय में दो-दो पंक्तियाँ लिखें। (हिंदी नोटबुक पर लिखें)



३-कक्षा में कराए गए कार्य की दोहराई करें।

४-नीचे दिए गए चित्र को देखकर 8 लाइनें लिखें।(हिंदी नोटबुक पर लिखें)



PUNJABI

1. ਹੇਠਾਂ ਲਿਖੇ ਪ੍ਰਸ਼ਨਾਂ ਦੇ ਉੱਤਰ ਲਿਖੋ। (ਵਿਸਾਖੀ,ਵਿਆਕਰਨ) (10M)

(i) ਸ਼ਬਦ ਅਰਥ:- ਭੂਮੀ, ਦਿਹਾੜਾ (2)

(ii) ਵਾਕ ਬਣਾਓ:- ਖਿਡੌਣੇ (1)

(iii) ਖਾਲੀ ਥਾਵਾਂ ਭਰੋ:- (3)

(ੳ) ਅੱਖਰ , ਲਗਾਂ ਅਤੇ ਲਗਾਖਰਾਂ ਬਾਰੇ ਜਾਣਕਾਰੀ ਵਿਆਕਰਨ ਦੇ _____

ਭਾਗ ਤੋਂ ਮਿਲਦੀ ਹੈ।





(ਅ) ਦੀਪਾ ਵਿਸਾਖੀ ਦਾ ਮੇਲਾ ਦੇਖਣ _____ ਗਈ ਸੀ।

(ੲ) ਕਿਸਾਨ ਸੋਨੇ-ਚੰਗੀ _____ ਉਗਾਉਂਦੇ ਹਨ।

(iv) ਪ੍ਰਸ਼ਨ/ਉੱਤਰ:- (ਇੱਕ ਸ਼ਬਦ ਜਾਂ ਇੱਕ ਵਾਕ) (4)

(ੳ) ਵਿਆਕਰਨ ਦੇ ਚਾਰ ਭਾਗਾਂ ਦੇ ਨਾਮ ਲਿਖੋ ।

(ਅ) ਵਿਆਕਰਨ ਭਾਸ਼ਾ ਨੂੰ ਕਿਸ ਰੂਪ ਵਿੱਚ ਬੋਲਣਾ ਅਤੇ ਲਿਖਣਾ ਸਿਖਾਉਂਦੀ ਹੈ ?

(ੲ) ਖਾਲਸੇ ਦਾ ਜਨਮ ਦਿਹਾੜਾ ਕਿਸ ਦਿੱਨ ਮਨਾਇਆ ਜਾਂਦਾ ਹੈ ?

(ਸ) ਖਾਲਸਾ ਪੰਥ ਦੀ ਸਾਜਨਾ ਕਿਸ ਨੇ ਕੀਤੀ ਸੀ ?

2. ਚੰਗੀਆਂ ਆਦਤਾਂ ਕਵਿਤਾ ਯਾਦ ਕਰੋ। (5M)

3. ਘਰ ਵਿੱਚ ਪਏ ਵਾਧੂ ਸਮਾਨ ਦੀ ਮਦਦ ਨਾਲ ਡਾਕ ਪੇਟੀ (letter box) ਬਣਾਉ ।

(ਪੰਜਾਬ ਅਤੇ ਉੜੀਸਾ) (5M)



ਨੋਟ:-1. ਸਾਰਾ ਕੰਮ ਵੱਖਰੇ ਪੇਪਰਾਂ (loose sheets) ਉੱਤੇ ਕਰਕੇ ਫਾਈਲ ਵਿੱਚ ਰੱਖੋ।

2. ਜਮਾਤ ਵਿੱਚ ਕੀਤੇ ਗਏ ਕੰਮ ਦੀ ਦੁਹਰਾਈ ਕਰੋ।






MATHS



Fill in the blanks.

1. Place value of 3 in number 436 is _____.
 2. Face value of 6 in number 7546 is _____.
 3. Standard form of $5000+600+6$ is _____.
- 

4. Put $>$ $<$ $=$ sign.

1236 _____ 1965

1658 _____ 1236

5. What comes after 5239 ? _____

6. What comes before 7000? _____

7. Smallest 4-digit number using digits 4,0,2,8 is _____

8. Greatest 4-digit number using digits 1,9,6,5 is _____

9. Expanded form of 6798 is _____

10. In 4853, which digit is in the thousands place? _____

11. Write the following in short form.

a) $4000+300+50+8 =$ _____

b) $700+60+9 =$ _____

12. Arrange the numbers in ascending order.

a) 4256, 3467, 2387 _____

b) 1955, 2183, 1279 _____










13. Arrange the numbers in descending order.


a). 2152, 3252, 1152 _____

b). 6008, 4208, 4217 _____

14.

Complete the table.

Solid shape	Number of edges	Type of edges (straight/curved/none)
		
		
		
		
		






15. Fill in the blanks:

1. A cube has _____ corners, _____ faces and _____ edges.
2. A cuboid has _____ corners, _____ faces and _____ edges.
3. A sphere has _____ face(s), _____ curved face(s) and _____ flat face(s).
4. A sphere has _____ corners.
5. A cone has _____ face(s), _____ curved face(s) and _____ flat face(s).
6. A cone has _____ corners.

16. AIL ACTIVITY **

Make any one cultural item of Punjab or Odisha using 2D and 3D shapes. You may use clay, toothpicks or waste materials according to your choice.





SCIENCE



What Are the Life Processes in Humans and Other Animals?

Complete the life processes shown in each picture on the left. Then match them to the correct sentences on the right. The first one has been done for you.



Movement



R _____



S _____




N _____



E _____





R _____



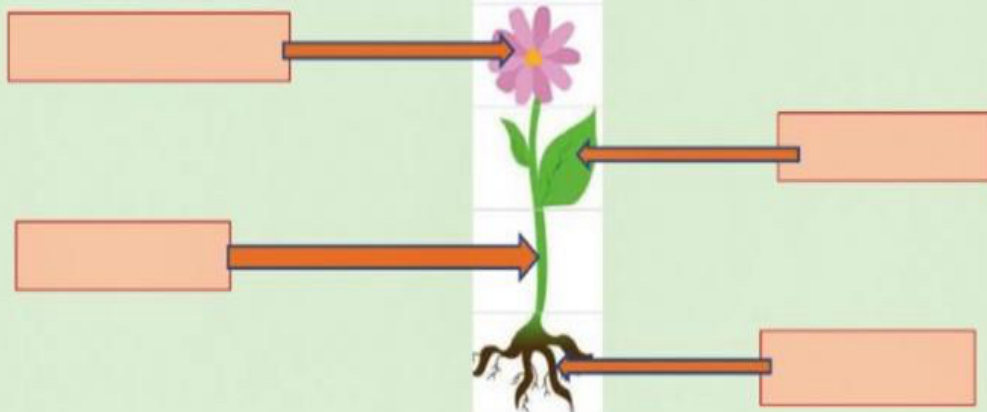
G _____

- Living things do this so that they will not become extinct.
- Animals need to eat food and drink water to survive.
- Animals do this to look for food and shelter, and to escape from danger.
- A living thing gets bigger and heavier over time.
- Living things respond to changes around them.
- The process by which nutrients taken in by animals are converted to energy.
- The process by which waste materials produced by the body are removed.



Look at the picture.

Drag and drop the parts of the plant.



STEM LEAVES ROOTS FLOWER

Based on the picture, let's drag and drop the correct answer for these questions.

1. What is the function of the roots?

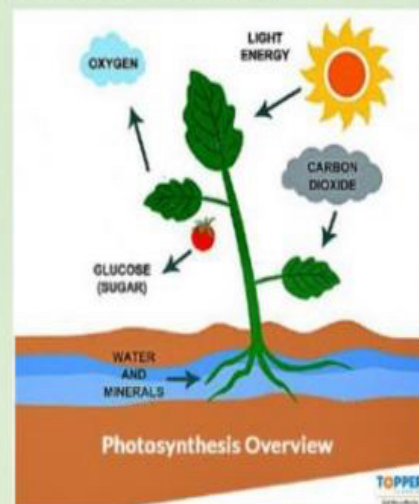
2. What is the function of the stem?

3. What do plants need to make food?

4. What is the part of the plant that uses light to make food?

5. What is absorbed from the air into the leaves?

6. What is released from the leaves into the air?



transports water to the leaves

leaves


oxygen

carbon dioxide

roots

absorb water and minerals from soil

water, minerals, carbon dioxide, sunlight















• Draw a plant with tap root and a plant with fibrous root also write the name of plant.

Add your text here

--	--

Matter: Solid, Liquid, or Gas?

Directions: Circle to show if each picture is a solid, liquid, or gas.





	<u>S</u> olid 	<u>L</u> iquid 	<u>G</u> as 
water 	solid	liquid	gas
house 	solid	liquid	gas
fog 	solid	liquid	gas
juice 	solid	liquid	gas
tree 	solid	liquid	gas
coffee 	solid	liquid	gas
clouds 	solid	liquid	gas
rain 	solid	liquid	gas
car 	solid	liquid	gas

S.S.T

I) Write true or false.


1. We should not turn corners in corridors at top speed. _____
2. We should not litter the floor of the classroom. _____
3. Climb the stairs two steps at a time when in a hurry. _____
4. We should not cross the road at a zebra crossing. _____
5. Traffic signals help us to cross the road. _____
6. A helmet is not always needed on a two-wheeler. _____
7. For burns, keep ice on the affected area. _____
8. We should always walk on the footpath. _____
9. Red light says 'STOP'. _____
10. Green light says 'WAIT'. _____

II) Match the following signs:

Column A	Column B
1. 	a. School ahead
2. 	b. Men at work
3. 	c. No U turn
4. 	d. No horn please



III) Based on this picture, create five safety rules for the kitchen:







1) _____

2) _____

3) _____

4) _____

5) _____






IV) Read Ch.3.(Studio book) and answer the questions given in the activities mentioned below:



***Note: Do it in your SSt Studio book itself.**

- 1) Pg. 40 - Look Beyond (Part 2 and 3)
- 2) Pg. 43 - Look Within (Part 1)
- 3) Pg. 44 - Look Around



#AIL Activity: -

***Roll no 1 to 15 - Paste pictures of food crops grown in Punjab and Odisha on A4 sheet.**

***Roll no 16 onwards - Paste pictures of festivals celebrated in Odisha and Punjab on A4 sheet and write two sentences about them.**





COMPUTER



ACTIVITY TIME

1. Today is your friend, Raman's birthday. Bake a cake to surprise him. Write the steps for baking a cake in a sequence. Then label them with Input (I), Process (P) and Output (O) functions.

- When the cake is ready, serve it.
- Now bake the cake in oven.
- Place all the ingredients of cake in a bowl, then mix them well.
- Pour the batter into a cake mould.

1.	
2.	
3.	
4.	

2. Complete the names of portable devices.



L P O



 A B E



C L U A O



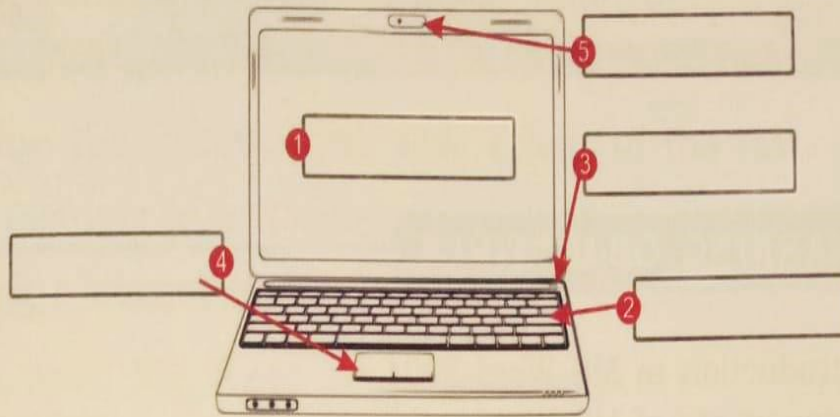
S A R A T H



 M A T P O E

3. Label the components of portable laptop.

Hints: Screen, Touchpad, Keyboard, Power button, Webcam



Word Grid Puzzle

Circle the words from the grid in the puzzle. The words can go in any direction.


Hints: Laptop, Keyboard, Smartwatch, Monitor, Printer, Tablet

Q	U	M	Y	F	L	D	B	K	I
H	K	G	O	T	A	B	L	E	T
L	E	S	T	N	M	E	K	C	H
A	Y	N	C	C	I	P	F	T	B
P	B	J	S	V	X	T	L	M	V
T	O	M	I	T	A	B	O	E	T
O	A	F	D	C	O	Y	Z	R	R
P	R	I	N	T	E	R	A	Q	B
R	D	X	G	O	O	D	M	A	T
S	M	A	R	T	W	A	T	C	H




AIL ACTIVITY

Let's gain knowledge about Odisha using your electronic gadget :-



Odisha is a state in the Eastern Region of India, popularly known as the birthplace of Lord Jagannath. Odisha is also known as "the land of temples" with its long history of vibrant temple architecture. Let's search more information about this state and answer the following:-



1. What was the old name of Odisha?



2. Which is the famous festival of Odisha?

3. What is the traditional dress of Odisha?

4. Which city is known as Golden city of Odisha?

5. Which is the traditional dance of Odisha?

